



ऑरोविल प्रतिष्ठान
AUROVILLE FOUNDATION

वार्षिक विवरण और लेखा
Annual Report & Accounts
2017-2018

भारत सरकार : **GOVERNMENT OF INDIA**
मानव संसाधन विकास मंत्रालय
MINISTRY OF HUMAN RESOURCE DEVELOPMENT



**AUROVILLE FOUNDATION
[UNDER AUROVILLE FOUNDATION ACT, 1988]
ANNUAL REPORT 2017-2018**

TABLE OF CONTENTS

Preface	5
1. Auroville Foundation	7
2. Financial Overview	11
3. Planning and Development	12
4. The Resources	14
5. Education	24
6. Art and Culture	29
7. Rural Development	31
8. Research & Renewable Energy	37
9. Health Services	38
10. Communication and Information	42
11. Economic Activities	44



Dr.KARAN SINGH
CHAIRMAN, AUROVILLE FOUNDATION

PREFACE

Founded on 28 February 1968, Auroville, the City of Dawn, observed 50th Anniversary of its existence this year. The Mother, the spiritual collaborator of Sri Aurobindo envisioned of a universal township based on Sri Aurobindo's model for evolving human unity through Integral Yoga. It should eventually blossom into a bustling township with a population of 50,000 engaged in diverse studies and researches, many trades and crafts, and self-reliant and sustainable in every respect. Auroville as of today, with a population of only about 2844 people from 56 nationalities is still far from its ultimate destiny. However, its energies are converged on its aspiration to be a model society that the rest of world community would emulate. The Mother had affirmed in the Charter that "*Auroville will be a site of material and spiritual researches for a living embodiment of an actual Human Unity*". The Parliament of India adopted this experiment in international living and human unity through the Auroville Foundation Act enacted in 1988. The General Conference of UNESCO has also endorsed the project Auroville by passing five resolutions with the latest on 19th Oct. 2017 which was facilitated with my official intervention.

It is a unique experiment where, rising above politics, nationalities, religions and creeds, men and women of goodwill from around the world would attempt to create an ideal society that will transform the world community by rising to a higher level of consciousness, according to Sri Aurobindo's precepts of Integral Yoga. The task of rais-

ing one's consciousness is not easy as the human nature does not abruptly change. Sri Aurobindo says in one his poems, 'God's Labour', - "*He who would bring the heavens here- Must descend himself into clay - And the burden of earthly nature bear- And tread the dolorous way*". In another poem, 'Rose of God' he says, "*Arise from the heart of the yearning that sobs in Nature's abyss: Make earth the home of the Wonderful and life beatitude's kiss*". So, if our aspirations and prayers are strong the Earth would definitely be wonderful for the human civilisation.

In consonance with its Charter, Auroville's activities cover a wide range. Among other things, it includes education and culture, multiple forms of health services, integrating the surrounding rural communities through the outreach schools and learning centres, environmentally sustainable practices in farming, water harvesting and forestry. Most remarkable place of work is at the centre of Auroville that has the glorious Matrimandir standing as a masterpiece of spiritual architecture.

The year marked the important celebration as a Golden Jubilee year for Auroville. Various socio-cultural activities were organised to give an impetus to the original ideals that initiated its emergence. Hon'ble Prime Minister of India, Shri Narendra Modi visited Auroville and released 'commemorative stamps' marking the 50th Anniversary of Auroville. Many other dignitaries from various nations also visited Auroville. I extend my special thanks to the Ministry of Human Resource Development for sanctioning a special grant of ₹15 Crores for the 'Golden Jubilee Programs. The GST Council is also applauded for providing special exemptions to the Aurovilians on their maintenances.

I have pleasure in presenting the report for the period April 1, 2017 to March 31, 2018 on the varied, innovative and insightful activities of a multitude of institutions that constitute Auroville.



Date: 26th October 2018
Place : New Delhi

Auroville
KARAN SINGH

ANNUAL REPORT OF ACTIVITIES

1st April 2017 to 31st March 2018

The Mother, the spiritual collaborator of Sri Aurobindo, spoke in 1965 of her vision of a city of a new dawn, 'Auroville' that she intended to build in the proximity of Sri Aurobindo Ashram in Pondicherry (now 'Puducherry'). On 8th September 1965, she said,

“Auroville wants to be a universal town where men and women of all countries are able to live in peace and progressive harmony above all creeds, all politics and all nationalities. The purpose of Auroville is to realise human unity.”

The formal inauguration of the township took place on the 28th February 1968 and was attended by representatives of 124 nations and all the states of India. During the ceremony, the Charter given by the Mother was read out.

CHARTER OF AUROVILLE

1. Auroville belongs to nobody in particular. Auroville belongs to humanity as a whole. But to live in Auroville, one must be the willing servitor of the Divine Consciousness.
2. Auroville will be the place of unending education, of constant progress, and a youth that never ages.
3. Auroville wants to be the bridge between the past and the future. Taking advantage of all discoveries from without and from within, Auroville will boldly spring towards future realisations.
4. Auroville will be a site of material and spiritual researches for a living embodiment of an actual Human Unity.

Today, Auroville is recognised as an international living experiment in Human Unity, endorsed by the UNESCO and supported by the Government of India. It is also a centre for applied research in environmentally sustainable living practices, experimenting new system of education, social research and cultural activities. The project has been steadily growing in size and scope for the past 48 years

1. AUROVILLE FOUNDATION

The Government of India notified the constitution of Auroville Foundation as a statutory body on 29 January 1991 as per the Auroville Foundation Act 1988, under the Department of Education, Ministry of Human Resource Development. With this notification, all the undertakings of Sri Aurobindo Society, Pondicherry relating to Auroville with all its assets, etc., stood transferred to and vested in the Foundation.

The Foundation consists of three authorities, namely: (a) the Governing Board; (b) the Residents' Assembly; and (c) Auroville International Advisory Council.

The Act vests the Governing Board with the responsibility and the authority for general superintendence, direction and management of the Foundation's affairs.

The Governing Board

The Central Government, vide Ministry of Human Resource Development notified the Governing Board vide notifications No. F27-9/2012-UU dated 23rd November 2016 and 29th June, 2017

1. Dr. Karan Singh, Chairman of the Governing Board, New Delhi	
2. Dr. Prema Nandakumar, Scholar, Srirangam, Trichy	5. Dr. Nirima Oza, Professor, Mahatma Gandhi Postgraduate Institute of Dental Sciences, (MGPGI), Pondicherry.
3. Prof. Sachindanand Mohanty, Vice Chancellor, Central University of Odisha,	6. Dr. Saravana Kumar, I.A.S., Joint Secretary, (ICC, Planning & Monitoring), Ministry of Human Resource Development, Govt. of India, New Delhi
4. Dr. Anirban Ganguly, Director, Dr. Syama Prasad Mookerjee Research Foundation, New Delhi	7. Smt. Darshana M Dabral, Joint Secretary & Financial Advisor, Ministry of Human Resource Development, Govt. of India, New Delhi

Decisions of the Governing Board

At the first meeting of the new Board, the Chairman and members proposed to place on record, deep appreciation of the contribution made by members of the previous Governing Board and the International Advisory Council. Chairman had earlier written to each member individually, thanking them for their significant services to the cause of Auroville.

It was observed that, Aurovilians had converted the barren land into a green oasis and built Auroville brick by brick to this level, including the magnificent Matrimandir.

50th Anniversary:

Hon'ble Prime Minister, Shri. Narendra Modi inaugurated the Symbolic Ceremony of pouring the sacred river waters at the Matrimandir lotus pond. The PM also addressed the Auroville residents and guests after releasing the Commemorative stamps on the 50th Anniversary.

The Board place on record its deep gratitude and appreciation to the Hon'ble Prime Minister having agreed to the invitation of Chairman and visiting Auroville during the Golden Jubilee week. The Governing Board also express its gratitude to the Ministry of HRD for their generous support during the historic Golden jubilee Celebrations especially in releasing the Commemorative stamp.

Visa issues:

Visa issues raised by the Workign Committee have been noted by the Board. Though the specific cases can be understood, the Board informed the Committee that the issues have to be appreciated in the context of the National Policies (for foreigners) for the entire country. However, the Chairman and the Board Members have agreed to recommend to the MHA, the extension of Long Term Visas.

Institution of National Importance/ Eminence:

The administrative bureau of MHRD has already taken up the issue on the occasion of the 50th Anniversary of Auroville.

International Advisory Council for a period of four years which expired in March, 2017 is yet to be reconstituted.

Secretary to the Foundation

For administering the Foundation on a day-to-day basis, the Central Government appoints an officer of the rank of Joint Secretary to the Government of India as Secretary to the Foundation, with headquarters in Auroville.

The Secretary, Shri. Mohan Verghese Chunkath, I.A.S (Retd), Former Chief Secretary of Tamil Nadu is the present Secretary of Auroville Foundation.

Working Committee of the Residents' Assembly

The present Working Committee, formed in December 2014, comprises of the following members:

(1) Mr. Hemanth LAMBA (India)	(2) Ms. Inge Van ALPHEN (Holland)
(3) Mr. Krishnan Parthasarathy (India)	(4) Ms. Mandakini GUPTA (India)
(5) Mr. Mezzetti Sauro (Itly)	(6) Mr. Ranjithkumar RAMAMURTHY (India)
(7) Mr. Carel Bareld THIEME (Holland)	-

The Working Committee is the interface of the Residents' Assembly and assists the Governing Board and the Residents' Assembly in their functions.

The Residents Assembly

The Residents' Assembly consists of all the residents of Auroville who are entered in the Register of Residents maintained under section 18 (1) of the Auroville Foundation Act.

As on 31st March 2018, Auroville's total population is 2844 persons from 56 Nations. Of these, 1073 are adult males and 1076 are adult females together with 695 minors (below 18 years of age).

NATIONALITY	NO.	NATIONALITY	NO.
INDIAN	1250	SLOVENE	6
FRENCH	400	TAIWANESE	2
GERMAN	248	MEXICAN	5
ITALIAN	153	IRANIAN	6
DUTCH	103	BELARUSIAN	4
AMERICAN	93	LATVIAN	4
RUSSIAN	70	COLOMBIAN	4
BRITISH	60	DANISH	3
SPANISH	56	SRI LANKAN	3
ISRAELI	46	TIBETAN	3
SWISS	43	ICELAND	2
KOREAN	35	ETHIOPIAN	2
BELGIAN	38	LITHUANIAN	2
SWEDISH	27	PHILIPPINES	2
CANADIAN	23	IRISH	2
UKRAINIAN	21	PORTUGUESE	2
AUSTRALIAN	16	BULGARIAN	2
JAPANESE	13	RWANDESE	2
CHINESE	15	MOLDOVA	2
AUSTRIAN	13	EGYPTIAN	1
SOUTH AFRICAN	11	FINNISH	1
ARGENTINIAN	9	ECUADOR	1
BRAZILIAN	11	ALGERIAN	1
HUNGARIAN	7	NORWEGIAN	2
NEPALI	6	POLISH	1
KAZAKH	4	ROMANIA	1
CZECH	1	MACEDONIAN	4
INDONESIAN	1	LUXEMBURGISH	1

Residents' Service

The task of the Residents' Service (RS) is to (1) register new Residents for; (2) help non-Indian residents with renewal of their visa; applications for the renewal of their visa; (3) update the list of

all the residents; and (4) coordinates the compilation of necessary documents of the guest houses in Auroville for transmission to the immigration authorities. It also issues certificates of residence and provides information about Visa renewal and related matters.

2. FINANCIAL OVERVIEW

The various sources of income received during the financial year are:

a) Donations

Donations	Current Year	Previous Year
	Rs. in Lakhs	Rs. in Lakhs
FCRA	2312.87	1980.80
Income Tax exempted under section:		
80 G – General Donation	114.20	107.25
35 (1) (ii) – Scientific Research	Nil	Nil
35 (1) (iii) – Social Science Research	825.32	388.79
Other Donations	2685.96	2517.74

b) Annual Grants-In-Aid

The Central Government supports the Foundation with annual grants for two purposes: (1) the “Plan Grant” for the Development projects under the Five Year Plan; and (2) “Non-Plan Grant” to meet its establishment and the running costs of the Secretariat of the Foundation, these two grants have now been integrated into one Grant -in -Aid.

During the year, Ministry of H. R. D, Govt. of India released Grant-in-aid as under

Grant-in-aid Released	Current Year	Previous Year
	Rs. in Lakhs	Rs. in Lakhs
Capital	1222.98	1200.00
General	413.94	300.00
Salaries	150.00	240.00

c) Income Generated by Auroville

Income Generated by Auroville	2017 - 2018	2016 - 2017
	Rs. in Lakhs	Rs. in Lakhs
Surplus of income over expenditure internally generated	801.45	975.31

d) 50th Anniversary

Grant-in-aid Released	Previous Year
	Rs. in Lakhs
Capital	1000.00
General	400.00
Salaries	100.00

3. PLANNING AND DEVELOPMENT

Matrimandir

Construction of the Garden of Progress, the fourth of the 12 major gardens of Matrimandir to be built, has been brought close to completion. Preparations were made to launch an open design competition for the large garden area, (8,500 sq mts) named “the Garden of the Unexpected” by Roger Anger, Matrimandir’s architect.

In preparation for the celebrations of Auroville’s 50th Anniversary to be held in the Amphitheater near the Matrimandir building, a Green Room has been completed beneath the eastern rim of the Amphitheater. Under the Western rim of the Amphitheater a space of over 300 square meters is being developed as a future Tools Center for the storage and distribution of all gardens tools to be used in the upkeep of the future Matrimandir gardens.

Special preparations were made on site to receive the Hon’ble Prime Minister, Shri. Narendra Modi ji, on February 25th on the occasion of Auroville’s 50th anniversary. His visit to the silent Inner Chamber of Matrimandir was a memorable event for all.

During the year planning proceeded for the commencement of a major rainwater harvesting and storage project at Matrimandir. The Matrimandir gardens Oval, having an area of some 86,000 square meters receives copious rainfall during the monsoon season which can be harvested for use in the summer months. This pond will be dug just outside of the oval of the Matrimandir gardens and will form a part of a future Lake which the Mother envisioned as surrounding the entire Gardens oval to create an isolating, or silent zone. A test stretch of an open water channel at the outer edge of the gardens to receive and direct storm waters draining from the gardens to the Test

Pond has now been built. The water channel will be water filled throughout the year to create a living beautiful feature at the edge of the Matrimandir gardens.

Town Development Council (TDC)

The TDC has interacted with the Directorate of Town and Country Planning of Government of Tamil Nadu and made various representations to the concerned authorities in relation to private building within the Master Plan area without proper permission.

Village Development Committees were constituted by TDC in the previous years and the Panchayat of Irumbai and Bommappalayam. With the collaboration of local administrations, in particular the BDO, it has been possible to conclude most of them.

- The solar village model in Irumbai village is about to commence.
- Under the Swachh Bharat Scheme, in collaboration with local administrations, our team has initiated the project of an Integrated Solid Waste Management plan for the bio region and in the Panchayats surrounding Auroville (Irumbai, Bommappalayam, Mathur, Rayapudupakkam, Thuruvai and Thiruchitrabalambalam). The proposal includes innovative solutions covering all the aspects of waste: Waste reduction, Collection, Composting, Recycling or/and Upcycling and a disposal system.

During the year the TDC has approved 32 Site Applications and 75 Building Applications.

The following works have been undertaken:

1) Funding and Expenditure 2017-18

Name of the Project	Rs. In Lakhs
GOI grants for construction	
Road construction	153.03
High tension Development	141.65
CSR - RZ Vortex Dewats	33.63
Housing - Humanscape	156.92
Housing - Project X	30.34
Housing - Project Y	34.70
Housing - Vibrance	0.14
Housing - Humanscape 1 A2	28.95
Housing - Humanscape B1	5.50
L'avenir - Road Works Infrastrucure	1.42
Total	586.30
TDC Office Expenditure	51.77
Consultants	8.49
Aurovilian maintenance	24.08
Employees	2.84
Surveys	2.28
Running costs	6.02
Fixed Assets	3.29
Travels	0.24
ACUR Expenses	4.53
Actual Received for TDC Office Expenditure From GOI Grant	18.00
Total Received GOI Funding 17-18	Rs. In Lakhs
GOI Grants for Construction	586.30
TDC Office Expenses	18.00
Total	604.30

Funds & Assets Management Committee (FAMC)

The FAMC is a working group recognized by the Auroville Foundation and selected by the Residents' Assembly. The Secretary of the Auroville Foundation is an invitee to some of the meetings of the FAMC. The membership of the FAMC in the year 2017-18 is as follows:

FAMC oversees or works in close collaboration with the following groups to manage the funds and assets of Auroville:

- Landboard (LB): For land-related matters
- L'avenir d'Auroville / Town Development Council (TDC): For the planning and development of the town
- Auroville Unity Fund (UF) and Budget Coordination Committee (BCC): For managing finances
- Auroville Board of Commerce (ABC): For income-generating activities
- Auroville Board of Services (ABS): For both income and non-income generating activities that provide crucial services to the community
- Housing Service (HS) and Housing Board: For matters related to residents' housing
- Government of India (GoI) grant group: For managing the annual grant from the Ministry of Human Resources Development, Government of India
- Working Committee (WCom): For all issues of mutual concerns

8 new units approved on the recommendation of Auroville Board of Commerce (ABC) and 2 new units approved on the recommendation of Auroville Board of Services (ABS)

4. THE RESOURCES

Landboard

Purchase / Exchange

We have been able to add 20.49 acres of land, in the Master Plan, to Auroville this year.

Acres	City Area	Green Belt	Total
Purchased	0.78	5.65	6.43
Exchanged	0.93	10.55	11.48
Gift received		2.59	2.59
			20.49

Protection and fencing of Auroville lands has been completed in Kamataru, Promesse, Arulvizhli education centre, Simplicity, Revelation, Kalabhumi, Mangalam amongst others, a total of 85.9 meters. Through internal surveys about 20 boundary issues were cleared. 20 cases of patta transfer were completed. Survey and mapping section have undertaken updating of the land data for ownership, land stewardship and use, protection and revenue purpose.

Landboard collaborates and prepares for the data migration to a common database which would be accessible to all the concerned working groups to be able to coordinate better the land use, management and possession.

Income from produce lease and wood sales Landboard recovered ₹ 7.40 lakhs from lease of harvests and firewood and lumber sales while, schools in Auroville have been provided with 5 loads of firewood.

Land Grab attempt since 2012 at Baraka, 0.90 acres – has been taken possession. Land Grab attempt since 2012 at Udavi School, 1.18 acres and Aranya Court Case of 1.77 acres which are both ongoing.

Landboard has been actively pursuing the various civil suits and have obtained a favourable decision in one case that was going on since 2009. There are still 23 more pending cases.

Housing Service

A very important aspect of the practical life in Auroville is the absence of private property. In this sense, the residents of Auroville are ‘stewards’ and ‘caretakers’ of the houses they finance to be built and/or simply occupy. All houses, apartments are owned by the Auroville Foundation who hold the ownership of all these assets in trust. All assets created on land owned by the Auroville Foundation are under the management responsibility of the Funds and Assets Management Committee (FAMC), who delegate part of this responsibility to the Housing Service.

The main objective of the Housing Service is to provide all the residents of Auroville with an appropriate accommodation, by developing and/or repairing several types of residences on Auroville’s land, according to the city development plans. The maintenance of these houses is joint responsibility of the Housing Service as well as of the steward or caretaker. The Housing Service is composed of the following departments/activities, working together while taking care of the needs of each resident.

It also undertakes development of housing projects financed with grants from the Government of India or with donations from various sources. Providing the newcomers with a temporary accommodation (for 1 or 1.5 years) during their probationary period - temporary allocation for a total of 86 newcomers.

Facilitated the transfer of 41 Auroville housing assets from one steward to another and also from the New Projects in Auroville. It also takes care of the agreements for house-sitting whenever a caretaker needs to leave Auroville for a period of time. Also completed valuations of 35 housing assets in Auroville.

Humanscapes is a collective housing project designed as a residence for various Aurovilians (Young) and interns of ages varying from 20 to 35 years, singles and couples, 42 beds in all with apartments varying from studio size to shared groups and larger family apartments. The project was fully financed by a GOI grant, for a total (Super) Built-up area is 1065 square meter and for a budget of Rs. 463.70 lakhs. For this financial year Humanscapes project received Rs. 156.92 lakhs.

Kriya (Project X and Project Y): Construction of these two fast-track housing projects commenced in January 2017, with the aim to provide housing for young Aurovilians and Newcomers without sufficient funds for housing while protecting valuable Auroville land from encroachment. Project X consists of 14 individual/couple units with shared bathroom facilities and a common kitchen, and Project Y consists of 6 family units with 2 bedrooms, kitchen and bathroom in each unit. Both projects are being financed through a GOI grant and the total cost of Project X will be Rs. 49.69 lakhs while Project Y will cost a total of Rs.49.33 lakhs. These costs include all infrastructure and an advanced waste water and sewage treatment plant manufactured in Germany. The total budget spent during the year was Rs. 34.48 lakhs for Project X and Rs Rs. 17.26 lakhs for Project Y which were completed in January 2018 and Youth residents started to live there. Site permission and NOC have been given to extend Project Y by adding another 6 Couple units. The cost of this extension is approximately Rs. 49 lakhs.

Around 100 people were considered for youth housing projects and temporarily allocated 32 units in Humanscapes and 20 units in Kriya. Rs. 1667.79 lakhs of funds disbursed for new housing projects.

Repairs were made in 94 houses and apartments. A total of Rs. 36.26 lakhs was spent on repairs, of which Rs. 12.77 lakhs came from Aurovilians and Rs. 25.48 lakhs came from City Services Budget.

Forest Group

The Forest Group manages approximately 1380 acres of greenbelt and city land of Auroville, this land being divided up into 46 stewardship areas of various size plots. The protection against livestock grazing, land encroachment and firewood/timber extractors is an ongoing work and is carried out with the help of 60 permanently employed watchmen that are partially supported by City Service.

Rain water run off caused by roads, cycle paths and walking paths was also managed by the stewards in a never-ending strife for “Zero Runoff”.

The ongoing work of re-introducing the indigenous flora designated as the ‘Tropical Dry Evergreen Forest’ into the Auroville greenbelt continued this season. It also added long term timber trees to some new and existing timber plots in our endeavour of ensuring partial financial sustainability. During this years season the group planted 11805 seedlings (10850 TDEF & 955 timber), the seedlings were planted in 26 various locations of at least 146 varied species. This work was funded by, Forest Fund (a Forest Group collective fund which is created from 10% donation from the sales of forest related products).

Green Group

The purpose of the Green group is to represent the needs and aspirations of the Farm, Forest and individuals living and working in the green belt/non urban areas of Auroville among the decision making bodies in Auroville. The aim of this representation is to improve the opportunities for a coordinated approach to ongoing and future management of the non urban land of Auroville.

The Green group coordinates with other Auroville groups as appropriate especially those working with land issues.

1. The Farm and Forest groups collectively steward more than half of existing Auroville land, which is within the green-belt, as well as outlying land and pockets of land within the city area. The work of the Green group has focused on issues to do with land use planning, management and allocation.
2. Issues like building permissions, housing, finances and human resources are first dealt with and decided within the Farm and Forest groups individually. Projects that do not fit in with either of these groups is dealt with by the Green group directly. The Green group looks at all these decisions in the light of their responsibility for taking an overall view of the green belt and non urban areas.

3. An issue which has taken up a lot of time in the last year is that of land allocation, the process for which is not very clear or agreed by all the relevant land groups. The Green group has taken the first steps to try and create a land allocation process on which everyone can agree.
4. The Green group has also supported L'Avenir in its efforts to create a land use policy for the green belt.

Botanical Gardens

Covering 50 acres and established since August 2000 the Auroville Botanical Gardens has been established to help conserve the Tropical Dry Evergreen Forest (TDEF) of the Southern India Coromandel Coast.

This is achieved with the follow actions:

- Education of local School Children through day long programs.
- In situ collections of the species of the TDEF
- Outside consultancy and projects encouraging people to work with the species of the TDEF in landscaping and plantations

The Botanical Gardens has 18 Aurovillians working on a daily basis full or part time and 35 people employed from the local area.

Outside Education:

- 75 school visits with approximately 2800 children
- Tree plantation and fencing in 55 bioregional schools under 50th anniversary grant
- 10 visits of self help groups
- 1 summer camp for 40 children
- 2 weekend camps for 66 children

Gardens and Infrastructure development:

- Completion of Garden of Indian Culture and Heritage
- Completion of watch tower
- Completion of new central pond
- Continued development of Japanese garden
- Completion of Adenium Garden

EcoPro

EcoPro is registered as a commercial unit under Aurosarjan Trust, Auroville Foundation and an authorized dealer of Maple EM (Effective Microorganisms) products manufactured in Kolkata. Income is earned through the sales of EM and consultancy in its applications i.e. in farming, animal husbandry, aquaculture, wastewater treatment, bio-waste composting, solid waste management and sanitation hygiene. Other sources of income are work in organic farming certification for the Biodynamic Association of India, and educational lectures and tutoring of CBSE school teachers.

EcoPro also runs not-for-profit programs in environmental health and public hygiene, with financial support from various sources; these projects are separately accounted for.

During the year EcoPro continued a program for child nutrition, organic farming and toilet sanitation – by means of urine-diversion-dry toilets (UDDTs) – in several ST hamlets in the Kalrayan Hills block, Villupuram District. Financial support was provided by CDD Society, Bangalore, lasting till December 31st. From January 2018 onwards the program used funds received from Zukunftsstiftung Entwicklung of the GLS Bank, Bochum, Germany.

We provided high-protein snacks in three primary schools of the block; we arranged for a gift of sports equipment to the same schools, and for a dental check-up in all the schools. We monitored the use of the UDDTs, from where human urine is used as fertilizer in gardens and fields. For interested farmers we organized two exposure trips to productive organic farms.

In Boodheri, a ward of Tindivanam Municipality, EcoPro initiated an ecosan program in 2011/12 and constructed 55 UDDTs at household level. With six families having emigrated, we expect 49 UDDTs to be in use. As this is not the case, we keep monitoring and interacting with the toilet owners and with the community. – With support from CSR funds – allotted in Auroville by SAIER – EcoPro conducted a program of “community-led total sanitation” (CLTS) aiming at beneficiary-driven motivation and action towards sanitation and optimisation of toilet use. Now there are 80% of the toilets in use, some more residents are willing to empty the fecal compost chambers on their own, the trust of the residents has improved and the interaction towards empowerment intensified.

We conducted a WASH program in the school and came up with suggestions for protection of an open well, repair of a drinking water overhead tank, and water treatment at household level; our recommendations were handed over to local authorities and health offices.

On Annapurna farm, the largest organic farm of Auroville, EcoPro conducts a field trial, now in the third year, comparing the impact of different organic inputs on paddy yield and on soil parameters. For this study we had the support of an Auroville supporting NGO in the Netherlands, Stichting de Zaier, via administration of the Auroville Project Coordination Group.

Eco Service

Since the 1st of January 2016, Eco Service consists of 6 ladies, 1 driver, 1 temporary driver, 2 watchmen and two Aurovilian executives (K. Palani and Kali Bourg). We have become self-supporting with the waste collection user –pay fees and the sales of separated recyclable materials to local recyclers.

Our monthly fixed expenses for the wages are Rs. 55,000 and we usually spend around Rs. 35,000 for diesel, the water bill, the maintenance of our two vehicles, buying of sacks and JCB work for landfilling the dry non-hazardous waste. We collect from 340 different points. The quantity of waste per month varies between 8 to 11 tonnes. The Eco Service separates recyclable waste into 60 main categories and another 23 finer categories. We landfill about 29% of the dry non-hazardous waste at new farm on Auroville land.

Apart from this, we have a three-session program which involves teaching those who requests us for help on how to separate the waste we produce every day. So far we have conducted about 42 sessions in and around Auroville.

Past one year, we have created a group of youngsters who are willing to help to clean the Auroville's main roads. This group is doing the cleaning every alternative Sundays on the name of "Let's Talk Trash".

We have partnered with WasteLess and the Upcycling Studio to create the RE-CENTRE, a collaborative innovation centre dedicated to the search for sustainable solutions to waste management challenges.

This year we also expanded the Ecoservice and built two new sheds for storing the non-recyclable plastics and another one for storing the landfill waste. We have purchased a new plastic crushing machine which helps to convert the currently non-recyclable plastics into small pieces which can be cost effectively stored and in the future transported to responsible recyclers.

We have installed new waste bins at Matirmandir, the Visitor Center, Townhall, and both the Dehasakthi and New Creation (Kuilapalayam) sports ground with the grant from 50th Anniversary.

WasteLess

It is a not-for-profit organisation that develops innovative educational materials and games on sustainable consumption and waste management targeting children 6-15 years of age.

On 22nd of April, 2017 the Earth Day, Garbology Lite was launched. These are fun and interactive activities for the classroom that are free to download. The activities develop knowledge on sustainable consumption and responsible waste management while promoting communication, reading, critical thinking, and creative skills. In the first year, a total of 37,000 children has been targeted and have participated in the Garbology Lite activities. 311 teachers, educators and resource person have used the activities. Through a partnership with an organisation in Ambala, North India, the materials were adapted and translated into Hindi and 97 schools participated.

This past year we started to develop the KNOW PLASTICS Educational Programme which comprises 8 lessons targeting children 6-15 years of age. It integrates the latest scientific research on plastics and uses innovative and fun learning tools such as a memory style card game. The programme spreads awareness about plastics, resin types, impacts to health, pollution to the environment and provides simple steps on how anyone can create less plastic waste.

WasteLess has continuously been working in connecting with the Ministry of Human Resource Development (Department of School Education & Literacy), Govt. of India and SCERT, Tamil Nadu to work towards integrating educational materials into the national and state curricula. In late 2017 we were given the opportunity to adapt the Garbology Lite activity 'Introduction to Solid Waste' to complement a chapter within the state curriculum.

WasteLess is part of the StartUpcycling international project with seven partners around the world. The aim of the project is to work with youth on global solutions to fight the challenges of waste and youth unemployment. Together we are developing an international platform and educational materials including a Course and a Book.

WasteLess has organised educational presentations and exposure visits with over 350 students visiting Auroville. WasteLess was invited to talk about education on waste management and sustainable consumption organized by the Centre for Indian Studies, UFMG University in Brazil.

As part of Auroville's 50th anniversary celebration, WasteLess together with the Eco Service and the Upcycling Studio organised a Trashion Show. The theme was 'Save the sea' – to create awareness on the ever increasing impacts of plastics on our oceans. More than 1,000 people gathered to see the 55 garments and accessories (made by 50 designers), which were created from waste materials.

Funded by the 50th Auroville Anniversary Special Grant from the Ministry of HRD, the RE-CENTRE has started to be built. WasteLess is working together with the Eco Service and the Upcycling Studio on this collaborative project as part of the larger vision of an integrative approach to solid waste management in the region.

Auroville Safety and Security Team (AVSST)

During the year our team has been functioning with 4 members on the vision team (2 of whom are also on the field), 4 members for the coordination and supervision, 1 Aurovilian field officer, 2 Aurovilian field staff as well as employed staff consisting of 1 secretary/accountant and 16 guards.

In addition there are 15 volunteers for patrolling regularly.

I With the aim to increase safety within Auroville, the team adopted the following methods for implementation on the ground level:

- New guards have been employed to cover the large number of entrances to Auroville campus.
- The team of Aurovilians patrolling within Auroville every evening is increasing.
- Street light maintenance and development is carried out collaboratively with units and working groups of Auroville.
- The team has been working on communication solution which should be implemented before the end of 2018 and improve communication with the community.
- Besides legal advice has been provided for 20 situations during this year.

II With the objective to curb offences committed within Auroville, the Police Liaison work has been going on:

During the last year, the presence of the police team patrolling was gradually reduced. However, the prompt response of the police officers in case of incidents is much appreciated.

Besides our team has helped with the following administrative work at the police stations:

- a) 11 persons have obtained non-traceable certificates for documents lost, either Drivers License or long term visa (RC/RP).
- b) 11 persons have obtained Police clearance certificates (PCC) for various requirements.
- c) 6 persons have cleared their police verification for OCI document

A major cause for incidents occurring is due to several accesses to Auroville. AVSST actively work to monitor/restrict and/or close certain accesses.

Project Coordination Group

In 1985 there was a request from the Auroville International Centres to have funding requests from Auroville endorsed by an “officially” recognized Auroville body. Towards this objective a Project Coordination group was created by Auroville Council to stimulate the development of Auroville.

- Coordinating Auroville’s part of Auroville’s grant proposing activities on an administrative level
- Interacting with the Foundation for World Education (FWE) and Stichting De Zaaier (SDZ) for their yearly funding of Auroville projects and other regular or occasional donors.
- The Foundation for World Education, a funding agency in the USA, has been supporting Auroville projects and programmes since 1985. This year, an amount of \$30,000 (approximately INR 20 lakhs) was allocated for projects in the fields of social, scientific and environmental education and research, arts and culture, outreach, training, human resources, human unity, Matrimandir.
- Stichting De Zaaier, a private foundation in The Netherlands, has been supporting Auroville projects and programmes since 1987. This year, an amount of € 90.000 (approximately INR 72 lakhs) was granted towards projects in the fields of social and environmental education, outreach, informal education, women’s empowerment, youth, innovative initiatives, including a special gift for Auroville’s 50th Anniversary.

Child Protection Service

Child Protection Service wants to achieve general awareness building, acceptance of gender issues and opening of the eyes towards possible child abuse in Auroville and its surroundings. The particular approach is exercised by us from grass-roots onwards, and aims at protecting our children by creating awareness from young age onwards.

This year we introduce this programme to the government schools with four part time staff members and in future we are planning to go to non- government schools.

This year we reached 627 students with 3 Governments and Kuilapalayam trust school, 3 private schools from Uttarakhand We promote this education with working women in Auroville and youths (both genders).

We start the class by sharing about Human Anatomy with students. And then we ask them how we can protect ourselves. We show children from 6 to 18 years the 10 minutes video made by Child Line in India with 12 languages. We teach 12-18 years old children about parts of the body (mainly Reproductive



System), Child Rights, Abuse, Domestic Violence, Child Labour as provided by the 'Unicef' books and information from the internet.

Output of the Activities

During our class we ask the students to reflect what they have learned from the classes:

- There are safe and unsafe touches. We should be aware of this.
- We will teach this information to others.
- Any abnormal incident about child abuse should be immediately reported to the parents.
- Give respect to the female child.
- To learn the functions of the reproductive organ male and female.
- In all aspects give equal rights to both genders.

Internal Complaints Committee

In accordance with section 21 of the Sexual Harassment of Women at Workplace (Prevention, Prohibition and Redressal) Act, 2013, (“**The Act**”),

No complaint of sexual harassment was received as defined in the Act, during the calendar year 2017 and until March 2018 and there are no pending disputes or complaints in this regard. An awareness programs carried out (poster distribution and 6 seminars) against sexual harassment during the year.

Following section 4(2)(c) of the Act, an External Member, Dr. Vidya Ramkumar from Puducherry was added to the team as of April 2017.

Koodam

The following activities have taken place during the year:

- Providing and referring to sharing and listening sessions.
- Providing mediation processes.
- Supporting arbitration process and Appeal processes

During the year Koodam had more than 70 enquiries for support in conflict situations in Auroville and more than 10 requests for meeting and process facilitation.

Archives

AV Archives is Auroville's memory. It is a repository of all kinds of documents which together tell Auroville's history: Audio and video recordings, photos, various written documents (books, brochures, periodicals, reports, minutes of meetings, letters, etc.).

Among its most precious documents are copies of the Mother's messages and letters on Auroville. Activities include:

All its collections (artifacts, documents, photos, audios and videos) have been shifted to the new premises where they are now kept in far better conditions (in terms of humidity and accessibility); Auroville's Outreach-Media now operates from the Archives building. The idea of this office sharing is to facilitate the combining of our respective data banks (together also with that of Auroville photographers, videographers and publishers) into one main digitized data bank of documents, photos, audio and video documents; with a large grant from the GoI for Auroville's 50th anniversary.

- The Archives has now a video section where video recordings of Auroville's past are now properly stored, labelled and used to produce new videos from Auroville's rich history
- Archives keeps receiving new materials and more have been coming as part of Auroville's 50th anniversary celebrations.
- Helped the photographic Dept. of Sri Aurobindo Ashram's Archives conceive and put up an exhibition on Auroville's early days, which was exhibited both at the Ashram and also at Bharat Nivas during these celebrations.
- Assisted making an exhibition on Auroville's physical transformation during its 50 years journey. Around 5,000 people visited the exhibition, which was much appreciated.
- The beginning of Auroville's and Matrimandir's history is being shared with Aurovilians and friends of Auroville.

Auroville Archives is in a transition period: from a repository of old documents; it has to become Auroville's active memory, which means that more documents need to be digitized and made easily available online (via AuroNet and/or internet). This requires digitizing documents, sorting them out and posting them in a properly structured manner on a website.

Bamboo Centre

Bamboo Centre, Auroville as a pioneer in the creative development of sustainable bamboo products, the Bamboo Centre, Auroville (BCA) is committed to generate awareness of environmentally sustainable applications of bamboo through research and education. Employing people from Auroville, local villages around Auroville, from Pondicherry Union Territory and Tamil Nadu State.



Established in February 2009, with the aim to incorporate the following aspects:

- Vocational training opportunities for the youth of Auroville and from around the villages of Auroville.
- Production and marketing of Bamboo craft for income generation and building stronger communities for sustainable living.

Training & Workshops were hosted during the year, and trained more than 1300 students from around the world.

- A customised workshop was organised for architecture students from Switzerland from 19 to 28 July. The goal was to build a Seed Bank structure in Sristi village, which is home to Sristi Special School, a school for children with intellectual and developmental disabilities.

- **WORLD BAMBOO DAY**–16th Sep: a full-day event was organised called Bamboo Man. inspired by the Burning Man festival, with 13 different workshops at the Mohanam campus, including a bamboo toy workshop, music instrument making workshops and a jewellery workshop. A bamboo pad workshop was organised by Eco-Femme, basket workshop was organised by Well Paper, and built a rocket stove with Auroperma. A bamboo tea ceremony with bamboo rice sweets was prepared along with a bamboo lunch and dinner.
- From 19 to 23 December offered a 6-day intensive learning program on natural building with bamboo and lime. There were twelve participants from all over India as well as abroad, where the students learnt how to harvest, treat, and work with bamboo using both traditional and modern techniques.
- On 7th November, KFRI (Kerala Forest Research Institute) conducted a Management Development Program for potential Bamboo Entrepreneurs of Kerala from 6-9 November 2017 at KFRI, Peechi.
- Jellyfish Structure 10th -15th February offered 6-day Bamboo Construction Workshop for 10 people from France. They developed the dismountable jellyfish structure during the workshop and is now part of a travelling festival.
- Workshop for Rural Artisan offered an 8-day workshop for rural artisans from Mysur. They learned about and developed bamboo furniture, musical instruments, bamboo jewellery, tree house building and paper craft.
- International Bamboo Convergence: 3-day skill and knowledge sharing festival is a curtain-raising event held at Auroville Bamboo Centre from 16th to 18th March 2018 in collaboration with ECAS for the International Bamboo Convergence. International Bamboo Convergence introduced their environmental mascot: 21st-century superhero, Bamboo Man.

Auroville Bamboo Centre hosted more than 500 students visiting the centre from all over India as well as from abroad.

5. EDUCATION



The Sri Aurobindo International Institute of Educational Research (SAIIER) coordinates educational activities and undertakes educational research toward giving practical shape to the vision of Sri Aurobindo and the Mother. There are currently 51 sub-units under SAIIER's umbrella, which undertake education-related construction projects, coordinates new initiatives.

SAIIER's sub-units include Auroville schools, Outreach schools, all-ages educational facilities, and programs for arts, culture, ecology, physical education and more.

- Auroville schools (12): Aha! Kindergarten, Deepanam School, Dehashakti School of Physical Education, Future School, Kindergarten, Last School, Lilaloka, Nandanam Kindergarten, Auroville Pre-crèche, Teachers' Centre, The Learning Community (TLC), Transition School

- Outreach schools and programs (11): Aikiyam School, Arulvazhi Education Centre, Auroville Sports Research Centre, Aurohamsadhvani Arts Centre, Aranya Forest, Ilaignarkal Education Centre, Isai Ambalam School, Kuilapalayam Cultural Centre, Life Education Centre, Oli School, STEM Land
- Facilities and programs (28): Arka, Aurofilm, Auroville Archives, Auroville Botanical Gardens, Auroville Budokan, Auroville Library, Auroville Nature Camp, CRIPA (Centre for Research in the Performing Arts), Eluciole Circus, Evergreen Horses, Gratitude Animal Farm, House of Mother's Agenda, Kalabhumi Music Studio, Kalabhumi Open Art Studio, Kailash Youth Residency, Laboratory of Evolution, Mitra Youth Hostel, Pitanga Cultural Centre, Sanskrit Institute, Savitri Bhavan, Savitri Hostel, SAIIER Transport, Sanskrit Institute, Scholarship and Educational Fund, Telos, Unity Pavilion, Youth Camp

The following buildings and infrastructure works were undertaken by SAIIER this year: Completed in 2017-18 from the Government of India (GOI) grant:

- SAIIER Staff Quarters – Block 1 (108 lakh rupees)
- Savitri Bhavan – Picture Gallery Extension (74 lakhs)
- Aikiyam School – Clay classroom (7 lakhs)
- Auroville Archives – Administrative space, Phase 01 (86 lakhs)
- Udavi Campus – Covered lunch space and cafeteria (11 lakhs)
- Deepanam School – ATB (Awareness Through the Body) Hall (39 lakhs)
- Auroville Library – Extension (32 lakhs)
- Dehashakti School of Physical Education – Covered play area, Phase 01 (17 lakhs)
- Auroville Archives – Administrative space, Phase 02 (157 lakhs)

Ongoing from the GOI grant:

- SAIIER Staff Quarters – Block 02 (99 lakhs)
- SAIIER Staff Quarters – Block 03 (105 lakhs)
- SAIIER Prosperity Staff Quarters – Block 01 (100 lakhs)
- SAIIER Staff Quarters – Wastewater treatment and electrical (66 lakhs)
- Unity Pavilion – Toilet block (29 lakhs)
- Dehashakti School of Physical Education – Covered play area, Phase 02 (25 lakhs)
- Aranya Forest – Classroom and kitchen, toilet (35 lakhs)
- Kuilapalayam Cultural Centre building (26 lakhs)
- Kindergarten – Parking shed (15 lakhs)
- Auroville Sports Resource Centre – Toilet block (14 lakhs)
- Auroville Tinkering Lab building (4 lakhs)

Projects of the year

SAIIER supports specific activities, research projects and publications through an allocated yearly budget:

- “Deep learning of Mathematics through Education By Design and specialized materials” at STEM Land
- “Aurogames” research, development and implementation
- Educational food-growing programs at three Auroville schools
- Research on Education, Skills, Employment and Employability among Youth in the Auroville Bioregion
- “Bhu” theatre production featuring the ancient martial art Kalaripayattu
- “Divine Flowers” exhibition at Savitri Bhavan
- *An Integral Education for Growth and Blossoming*, book by Fabrice Dini

SAIIER was also privileged to administer a grant of Rs.100 lakhs to Auroville from the Bajaj Auto under CSR program. 14 projects were chosen to receive support which include:

- Garden of Indian Culture and Heritage (Auroville Botanical Gardens)
- Isai Ambalam School Transformation Program
- STEM iSmart Classroom and Training Center (Udavi School)
- Creating Awareness of Azolla Production among Adolescents and Promoting Azolla Cultivation by Farmers in the Auroville Bioregion (Pitchandikulam Forest)
- Awareness programs for a plastic-free world (Kuilappalayam Cultural Centre)
- Upcycling Studio Gallery and Permanent Exhibition

The Auroville Campus Initiative, active in Auroville since a few years, has now become SAIIER’s “Department of Further Learning”. This Department has been facilitating programs which have brought Indian youth to Auroville.

Language Laboratory

The language classes offered included English, Tamil, Spanish, Hindi, French, German, Italian and Sanskrit, and an A1 Certification course in German, and English Writing. We have hosted two Satsangs that celebrate the work of Saint Kabir, and gymnastics and yoga classes. Our volunteers have come from places like Bengal, France, America and Colombia.

We have expanded the Mediatheque, offering more terminals for students’ self-study, more programmes and new headphones. We also now offer free Tomatis Language Listening for any student currently enrolled in one of our classes.

The Tomatis Research Centre received both adults and children from all parts of the country and abroad. Some of the issues for children included Dyslexia, Autism Spectrum Disorder, ADHD, Speech and Language Delays, Delayed growth and various Developmental Delays, Delayed Academics, Hyperactivity, Listening and Focus, Attention Concentration and Memory issues,

Opening Sensitivity for several Languages, Sensory issues and Emotional Dysregulation, Lack of Social Interaction, Auditory Hypersensitivity, Touch Sensitivity, Fine Motor and Vestibular/Balance issues, Hypotonia and Hypermobility.

Auroville Sports Resource Center (AVSRC)

Auroville Sports Resource Center (AVSRC), is a unit under SAIIER since 2006 and the construction of the building was completed in the year 2007 at New Creation sports ground. AVSRC has been coordinating sports, games for both men and women as well as cultural activities.

During the year, AVSRC had supported the creation of an Auroville Bioregional Sports and Cultural Association (ABSCA) for the youths of the bio-region and helped with its registration processes under the Indian Society Acts in Vilupuram District of Tamil Nadu. AVSRC further helped processing individual player IDs and the registration processes of the village's sports clubs to ABSCA and to initiate annual tournaments in Kho-Kho, Kabaddi, Volleyball and Athletics for both genders under ABSCA. In Auroville, Kalari has been practiced from the early we have been able to finally to construct a traditional Kalari at Aspiration sports ground for the Kalari Payat practitioners of Auroville.

Regular trainings in volleyball and basketball are on-going features of AVSRC and annual tournaments in volleyball, basketball, cricket, table tennis, traditional games and cultural programs for the women's self-help groups of the surrounding villages, field trips for children in sports, adventure and excursion activities have also been coordinated successfully for the year.

New Era Secondary School (NESS)

New Era Secondary School adopted the new NCERT syllabus in 2007 and got affiliated with the CBSE in 2008.

Art in the class room not only spurs creativity, it also inspires learning. This year two additional rooms completed as per the CBSE standard with the help of GOI grant, are able to accommodate 40 more students from Auroville & its bio-region schools. Presently we have 140 students for this new academic year.

Teaching Faculty Development Program is designed as per the CBSE norms in all subjects including French, Sanskrit and English, which helps in many ways the teachers and the students in their learning process. The students also scored very good marks with 100% results both in Secondary & Senior Secondary level CBSE board exams this year.

Student Enrichment Programs

Besides their academic studies, students have participated in inter house & state level basketball tournaments and won many awards. They also participated in educational enrichment programs like field trips, science exhibition, art and cultural programs, career guidance & counselling.

Udavi School

This report of activities and programs at Udavi School includes only those programs that have been introduced for the first time this year. The regular programmes of the school including the sports

program, all the activities like dance, clay work, singing, tailoring, field trips, trip to Sikkim for the 9th grade and Stem Land carried on as usual and are described in the school brochure.

During the year it had been noticed that for some students the food growing session was perceived as a time when they didn't have to focus or bother about learning anything. During the summer holidays, Priya created a book which combined a textbook about how to grow your own food. The practical classes were then rearranged to include a short time at the beginning to talk about what they were going to do and a time at the end when they reflected on what they had achieved.



At Udavi we made a second attempt to introduce healthy food during our snack and lunch breaks. Here is an extract from one of the Weltwaert volunteers' report:

“The last week I have started to introduce some additional nutritious food and information through a few experiential activities. I presented a few ideas about vegetarian whole food nutrition and asked if the students might be open to trying whole grains and a few additional fruits vegetables nuts and seeds with their lunches. Most students seemed to have a positive response so I began making varagu with a mix of peanut tahini cashew butter on different days which had the greatest appeal for all the students. I added carrots which seemed to be the most popular vegetable. I also made slightly more elaborate salads which some students had several portions of (200grams). But most students were not used to raw beets, lettuce and radish mixed with the carrots.”



Our Odissi dance teacher took up a big project of creating a dance-drama of the epic Ramayana. Dr Nirima Oza, member Governing Board, Auroville Foundation attended the program.

Once a week during the morning assembly the children were shown either a slideshow or some video clips with some interesting theme taken from the world around, nature, the sky, sports et cetera. One of our teachers took up the task of

finding these photographs or video clips from the Internet. Payal from the Sri Aurobindo Ashram who meets children once a week at Udavi created a number of projects involving the children in diverse learning using resource persons from Auroville.

Teacher Training

A number of our teachers do not have the formal degree required to teach. A training scheme has been floated by the Central government to take care of the situation as this is quite common all over the country. Our teachers have taken advantage of this scheme and enrolled themselves for a two-year training program which will be followed by a diploma that will enable them to work as teachers.

Physical Demonstration: The program is conducted once in 2 years. This year again we held a physical demonstration which was designed and guided by Bithidi who has been a captain in the ashram sports program and is well versed with such events. The program consisted of movements with music, drills and making formations with properties.



The Internet has tons of information and it is up to the students to decide what is needed and how much of it is needed without compromising the relative completeness of their project work. The class is helping them in language comprehension and concise writing. So far, students have done projects on “Outer Space”, “Endangered Species of India”, “Deforestation”, “Global Warming”, “French Revolution” and “Stephen Hawking”.

6. ART AND CULTURE



Tribal Art & Craft Mela, and exhibitions of paintings by Auroville artists and from other parts of India happened during the year. About 8 films and documentaries have been screened during the year.

Various workshops including Block Printing, Terracota, Painting Indian Calligraphy and Music & Dance Events have taken place during the year.

As part of the celebrations of 50th Anniversary of Auroville, Bharat Nivas hosted the exhibition of the ‘Journey of Auroville’ and the program of Hon’ble Prime Minister at Sri Aurobindo Auditorium addressing aurovilians, releasing Commemorative stamps and a book on Integral Education. A

campus of Bharat Nivas has been completely spruced up for the event with necessary access roads, toilets and lighting.

The journal of Bharat Nivas, 'Bhavishyate' was released by Dr. Karan Singh, Chairman, Auroville Foundation. Among other art and cultural events, a dialogue between Shri. Makarand Paranjape, well known literary figure and residents of Auroville, Ms. Deepti Tiwari, Ms. Anu Majumdar, Mr. Bill Sullivan (B) & Ms. Suryamayi about 'A City for the Future'.

Svaram

Svaram came into its 15th year of operation. From its beginning as a rural social development project it is now established as a successful income generating unit of Auroville and model enterprise of participatory growth. Besides the ongoing activities, catering mainly for the growing Indian market and some international partners, the focus is on creating a sustainable model spearheading innovation for the wellness and sound - healing.

Research in product development and innovation is essential to keep the unit growing with the following activities:

- the Sound Garden in India Music Experience Center in Bangalore was opened in Aug 2017 exhibiting 10 installation.
- An Instrument maker from Vienna, Austria worked in Jan 2018 for one month residency, developing new prototypes of unique instruments like the contrabass soundbed, the overtone singer, the prayer strings and others. His presence in the workshop inspired the young team, to learning overtone musical structures.
- The development of the 'Sonorium' – Sound Healing Space as a unique product for the wellness sector is ongoing and new mounting stands have been designed by the in-house product designer. Two installations have been set up in a heritage hotel in Tanjavur and a wellness center in Bangalore
- New models of Bar Chime ensembles have been tried out resulting in a model Logo Chime and the Angel Chime, as a miniature of the 'Mumbai Wings' sound installation on the T2 International Airport (which had been installed in 2012 as one of the world's largest tuned chime of 16m length and 1000 kg tuned tubular bells).

Training & Education: Regular instrumental classes on percussion, tuning, design, craft skills for the junior staff and trainees are conducted along with instrument building courses and tours for visiting groups of students from Colleges, International Schools and Auroville educational institutions. A one year training in Integral Sound Healing has been successfully offered in 4 modules for international students.

SVARAM currently employs 44 people (craft & office) on a permanent basis and has 8 Aurovilian, 2 newcomers and 2 Volunteers working for various activities. The SVARAM Sound Garden with numerous installations is opened since Aug 2017 and provides a popular exploration field for Auroville families and visiting guests.

7. RURAL DEVELOPMENT



Auroville Village Action Trust

Auroville Village Action Group (AVAG) was formed unofficially in 1983, and was made into a trust, Auroville Village Action Trust (AVAT), in 2000. There is a shared vision between its units which can be defined as follows: In the context of Auroville's aspiration for human unity, AVAT wants to develop and support activities promoting a harmonious and creative connection between Auroville and the surrounding villages.

Auroville Institute of Applied Technology (AIAT) is recognized by the Central and State governments, as a not – for - profit Industrial Training Centre, providing high quality education for the last ten years to the youth of the Bioregion, implementing an holistic approach in technical education.

About 90 students including first and second year in our regular courses in NCVT appeared in the examination, who have all passed. About 80% of all students who completed their training got placed. A 5 month short time courses under TNSDC scheme for 41 students was conducted and are waiting for the payment from the Government.

Auroville Village Action Group (AVAG) has been working in the bioregion since 1983 to promote village development and empowerment, through Community Development, Economic Development, Capacity Building, and Psychosocial Services, with an expanding network of self-help groups (SHGs), a Federation of male and female leaders and the Paalam. The emphasis is not on charity or service, but co-development with villagers to cultivate the knowledge, skills and confidence needed to build a better future for all.

During the year 329 women and men joined the 19 newly formed SHGs. AVAG also hosted 16 Federation and 31 SHG meetings, 8 seminars, 24 Inter-caste exchange programs with 987 participants, 27 work camps involving 889 participants and 29 medical camps benefiting 2357 people. In addition, there were 39 cluster meetings with 1415 attendants. Self-help groups members saved 6.3 crore and borrowed 11,1 crore.

Exposure and Educational Trips: Since January 2018, AVAG has organised 3 “*Experience rural Tamil Nadu*” visits: one-day exposure visits to different neighbouring villages. Another, 12 visits to “*Experience Auroville*” took place this year to expose people from the Bioregion to the vision of Auroville.

Initiatives for the youth: 2 summer camps were organised - one for 46 girls and one for 42 boys. Walk of Hope: To celebrate the 50th Anniversary of Auroville, organised a walk, covering 10km from Irumbai Temple through the neighbouring villages to New Creation School. Around 700 people participated.

Women's festivals: This year, AVAG organised the Women's Solidarity Festival 2017, attended by 5500 people. There was also 5 Women's Day celebrations in villages with 788 participants.

Sports initiatives: ABSCA this year organised a volleyball, athletics and kabbadi competition with a total of 420 participants. In addition, AVAG hosted its first Kabadi tournament for 250 women.

Trainings: In addition to the regular capacity building and awareness trainings, this year, 2 trainings on Homeopathy Treatment were carried out for 25 people, as well as 1 Disaster Management and Preparedness training for 21 participants. AVAG also organised trainings in Spoken English for 34 days, where 53 people participated.

Deepam

Daycare group is catering at present to 34 children and youth with various disabilities such as hearing impairment, Cerebral Palsy and other neurological disorders, mental disorders and Autism spectrum disorders. Education and therapy are offered according to the individual needs of our students. Social activities and health-care is well organised with a daily and a weekly schedule of activities.

Outpatients: Babies and small children from the surrounding villages come as outpatients. Also this year we have seen a good number of new children with various disabilities and several of them have been integrated into this programme on a regular basis. Most of them have severe conditions and a lot of follow-ups are needed for diagnostics and medical treatment at different hospitals. It is very important to work closely with the parents and to show them how to handle these children. Depending on the child's condition and on the family situation we offer either daily or several times per week physio-, speech-, and occupational-therapy to these children. The problem is rather to get the cooperation of parents.

Vocational training: We continue to improve vocational training options for youth and adults who are affected by physical or mental disabilities. The aim is to equip them early with life and economic skills, such as candle making, tailoring, and macramé knotting and wood-work, so that they can integrate into outside work-places. At our vocational training centre we have added a wheelchair accessible toilet.

Mohanam

Mohanam, opened in 2001, wants to act as a bridge between Auroville and its surrounding villages and to keep alive the local rural Tamil cultural heritage. Mohanam wants to be a youthful, vibrant community centre that helps to revitalize the rich village traditions of Tamil Nadu.

International Yoga Day, on 21 June 2017 at Mohanam Kindergarten campus around 40 parents & women participated in Yoga day. Cleaning & Native tree planting at Alankuppam Lake and Auroville. On International Youth Day, the Alankuppam Lake and the Northern side of Auroville was cleaned, collecting a total of 42 bags of garbage. Women's Group and school students participated. We also planted 100 plants which we received from Puducherry Government Forest Department and PWD. We also collected locally 150 Palm seeds for planting around the lake.

Mohanam celebrated National Youth Day on 12 January with a traditional tournament at the Palmyra Sports Ground. This year we conducted a self-development workshop for bioregion schools and more than 150 students attended from 4 local schools.

On 5 March, Dr. Kiran Bedi, Lt-Governor of Puducherry, accepted our invitation to come and see the lake and explained our vision for a clean lake with walking paths, community gardens and native trees. The Lt-Governor also visited Mohanam Cultural Heritage Centre and encouraged us to keep up the great work.

Foundation stone was laid on 1st November for the Village Heritage Centre, which is the result of the co-operation between Mohanam, the Puducherry Govt and the Ille & Vilaine Department in France.

Sadhana Forest

Sadhana Forest aims to disseminate knowledge of water conservation, reforestation and sustainable living to local people, especially emphasizing environmental educational work with local children.

- To control all water runoff from the land under the stewardship of Sadhana Forest, and plant TDEF.
- Over the last year, we have planted more than 1,000 TDEF seedlings and took care of the 34,200 trees that we previously planted.
- To involve village children in the creation and protection of the forest, to enable volunteers, interns and students from India and abroad to experience Auroville through work and community living, to reach out to populations beyond the geographical area of Auroville and cannot afford to travel, with the ideal of human unity and the practical knowledge and experiences of Auroville.
- To provide a caring shelter for cows that cannot provide milk. We have also extended the Goshala with another structure to host cows when they are sick.

This year, our regular activities include: Indigenous tree planting, water conservation, The Eco Film Club, hosting schools and student groups, The Sadhana Forest Environmental Leadership Training Program, Children's Land, The Ambassadors Program and training and tree planting in Anse-a-Pitre, South East Haiti and in Samburu County, Kenya.

UniverCity of Compassion is a one month free of cost experience where participants can explore the manifestation of compassion in their own personal and professional lives. All participants have opportunities to share their own knowledge and experiences, and to request sessions according to their interests.

Thamarai

Thamarai (is the Tamil word for lotus flower), the project stands for the values of full potential, well-being and empowerment for all. Since 2006, Thamarai has been engaged in a series of informal educational projects for the villages in the Auroville bioregion which include:

- a daily playgroup for 32 children,
- an after school service for 60 children with homework, English, digital literacy, arts, cultural and environmental programs,
- a natural health care education program for 134 women in 7 locations,
- alcohol awareness and de-addiction program
- community leadership and capacity development programs.

In the context to our 11 years of service Thamarai's work has been able to counteract to some extent:

- a strong reliance on rote education in schools,
- a growing drain from local government to private schools,
- a considerable population of adults with inadequate literacy skills to support their children's after school educational needs and
- a high prevalence of alcohol related issues in home environments.

Thamarai aspires to create an enabling environment for the children and young adults to be creative, expressive, responsible and productive along with improving their learning curve and agency.

A new learning centre in Annai Nagar, the nearest village on the north side of Auroville has been opened where 60 children regularly attend. We incorporated digital literacy, English, arts, sports and cultural activities as key components of programming as well as widening our sense of place with linkages to projects and student in other locations locally and worldwide.

We established a mobile health education program and introduced a digital literacy program for 5th to 8th standard in Edayanchavadi Government school in addition to our Well Being, Beating Alcoholism campaign that builds awareness of alcoholism and related issues and offers support and de-addiction services as well.

This year we carried out numerous cross cultural programs to widen experience beyond the confines of the locality including visits from French and Korean student groups and a skype link up with a school in NSW, Australia where the children exchange features about their respective cultures and environments. Three of our youth facilitators had the opportunity to join youth programs, one in the Himalayas, one through the Narmada river basin and the other, a gender based equality training through Frisbee in Hyderabad.

Social Entrepreneurship Association (SEA)

The year started with selection and support for our 5th cohort of early stage social entrepreneurs from Auroville and the rest of Tamil Nadu. This brought the total of incubated ventures to 40 over the past 5 years. We have documented protocols for all operations to enable smooth induction of new functionaries—all of which are volunteers. In total we hosted 50 long term volunteers, building a network of social change ambassadors across the globe.

At the end of the year we closed down the incubator and terminated the agreement with UnLtd India. Henceforth we will not be using this brand anymore and continue activities under the name of the unit: Social Entrepreneurship Association. We closed our office and are currently working from our homes.

New programs started this year include a leadership development programme based on the Mahabharata (archetypes of the five Pandavas) and a overland travel based exchange program called the Green Silk Road (connecting environmental initiatives across India, Pakistan, Iran, Turkey, Bulgaria, Hungary, Germany, Holland, Belgium and Croatia. For this project we collaborate closely with the Auroville International centres in these countries.

One of our incubation alumni, Seed to Self, asked for a partnership to coordinate sustainable fashion education programmes with design academies and textile professionals in New Zealand and India.

Sustainable Livelihood Institute (SLI)

The Institute was proposed by the Government of Tamil Nadu with the promise of support from the State Government for programmes, administration and also building a campus. Auroville had committed to provide curriculum and programmes and use Auroville as a campus apart from providing the land for the campus.

Programme during the year:

- Completed 44 programme with 698 participants for Tamil Nadu State Rural Livelihood Mission between Apr'17 to Mar'18
- Covered 37 participants in Special Programme on Pottery Production and Food Processing exclusively for Salem and Tiruppur Districts
- Organizing one day workshops on Retaining Village Youth – orientation for Young Farmers from Valanadu – CIKS, Kitchen Garden for Urban Gardeners and Farmers Co-creation Workshop under SCORRES
- In the FY2017-18, we have conducted 53 training programme in which we have covered 861 participants. As a whole, within the span of 3 years we have covered 3264 participants through 135 in-house training programmes on various through various in-house training programmes.
- Apart from our regular training programme, a team from SLI has visited 10 districts of Tamil Nadu and documented its field level training needs and follow-up to earlier programmes
- SLI has utilized the services of around 40 Auroville Units and individuals in its training programmes during this year and provided them with a faculty and service fee amounting to about 50% of the turnover of the Institute.

International Yoga Day – 21st June 2017 was celebrated with the staff of Village Action starting with a yoga session followed by discussion on Yoga and its philosophy.

A talk and interactive session with Mr. Anathoo of Safe Food Alliance, Chennai- An activist with deep commitment towards sustainability and involved in setting up several ventures related to organic farming including ReStore (www.restore.org.in), OFM (www.ofmtn.in) and Tula (tula.org.in), an organic cotton initiative. He has also been involved with the anti-GM Mustard campaign as well as the force behind organizing the National Seed Savers & Diversity Festival at Anna University, Chennai during the month of May'17

Seed Festival – 26th July 2017: SLI organized its first Seed Festival at its campus on 26th July 2017. More than 20 seed savers across the state and 300 varieties of traditional seeds were at the event. Nearly 700 people from in and around Auroville and also from different parts of the state attended this function.

Unlearning the heart way: an interaction with Manish Jain, founder Shikshantar Andolan & Swaraj University, who shared several interesting anecdotes and insightful moments of this journey on the occasion of the 50th birthday of Auroville on 28th February 2018.

Eco Femme:

Eco Femme is a women-led social enterprise founded in 2010. About 11 of the 18 women team members are Auroville residents, promoting and to revitalise menstrual practices that are healthy, environmentally sustainable, culturally responsive. Eco Femme has introduced cloth washable pads into the Indian market and makes these products available at premium price to affluent women, freely to adolescent girls and cross subsidized to enable affordable access to economically disadvantaged women via NGO partners.

On the commercial side of our operations, Eco Femme remained profitable this year and has been contributing close to 2 lakh rupees/month to Auroville. Overall turnover was Rs. 1.47 crore representing a growth of 44% from previous year.

Highlights for this year include:

- 11 new international retailers - total 87 retailers in 23 countries
- 21 new domestic retailers - total 82 retailers
- Global organic textile standard (GOTS) certification was achieved
- Launch of new products: starter kit and natural organic range

Eco Femme has also led or contributed to a number of campaigns to bring more visibility to the issue of sustainable menstruation in India and hosted a successful ambassador workshop in February. On the non commercial side of our operations, Eco Femme runs 2 major programs which are largely funded through revenues from commercial sales:

1. Pad for Pad (P4P): Our international customers sponsor the cost of a cloth pad for an adolescent girl. These donated pads are freely distributed as part of a 3 hour menstrual health educational seminar – Eco Femme implements this program directly in schools in Auroville bioregion and via partner NGO's across the country, and for the year include:

- Distributed 32,144 free pads to 8036 girls across India (6539 girls previous year)
- Signed agreement with Raj Nivas for implementing P4P program with girls in selected Pondicherry Govt schools

New video showcasing the program: <https://www.youtube.com/watch?v=pCL7wep180E>

2. Pads for Sisters (P4S): is a program through which we make cloth pads available at subsidized or discounted rates for economically disadvantaged women who cannot afford commercially priced pads. This program has more than doubled its growth from previous year.

Highlights for the year include:

- Provided 12,538 subsidized pads to economically disadvantaged women (at Rs.50)
- Provided 6,625 pads at cost price
- Streamlined operating procedures and started work on impact assessment tools
- Onboarded new partners across the country

Weltwaerts

The development volunteer service Weltwärts was founded in 2008 by the German Federal Ministry for Economic Cooperation and Development. (Since then, more than 25,000 volunteers have been sent world wide from Germany and dedicated themselves to development projects.)

Weltwärts focuses on joint intercultural learning. The funding by the German Federal Ministry for Economic Cooperation and Development (BMZ) has given all interested young people between the ages of 18 and 28 the opportunity to participate in the learning service. The majority has just finished school and completed their A levels (Abitur). They volunteer at a local partner organisation in education, health, environment, agriculture, culture or human rights.

Through Auroville International Germany – the responsible sending organisation in Germany - Auroville received this year 19 volunteers for the duration of one year (August to July).

8. RESEARCH & RENEWABLE ENERGY



Training Courses:

- 420 trainees were trained in all the training courses
- 60 Trainees (students, architects, project managers) during 1/2 to 2-day awareness programmes in Auroville
- 279 Trainees (students, architects, engineers) during 1-week or 2-week courses in Auroville or elsewhere in India
- 6 Trainees (students, architects, engineers) during long-term courses in Auroville (Several weeks to several months)
- 75 Trainees (architects, engineers, masons & workers) during 2-week courses in Sri Lanka.
- Seminars & Conferences
- 7 conferences in 3 countries: 1 in Algeria, 2 in India and 4 in Sri Lanka

Research & Development: Poured Earth Concrete for building walls, and foundations

On-going development of the motorised machinery Auram, in collaboration with Aureka.

- Soil Analyses: 37 sensitive analyses of soil samples were analysed for earth construction: 11 from Gambia and 26 from India.

- Sales of Auram Presses: 45 “Auram presses 3000” (designed by the Auroville Earth Institute) were sold by Aureka in 13 countries.
- Completion of the design of “Sharanam phase II” for the Sri Aurobindo Society at Pondicherry.

Centre for Scientific Research (CSR)

The installation of a natural waste water treatment plant was one of the main focus areas during financial year.

The earlier implementation of small size waste water treatment systems for individual habitats and communities proved to be very useful for developing a workable treatment method. However, over time such a fully decentralised model demonstrated its short comings. The separate systems were spread out, without coordinated maintenance and operation schedules, often without responsible caretakers. The setup also contributed to minimising the loss and under-utilization of water a valuable resource in the overall water strategy to be developed for Auroville.

The approach necessitates laying of a sewage pipe network. Connecting the different communities along the network. Capturing the waste water flows and channelling the waste water by gravity towards a treatment system. The first sewage network installed on the Vikas radial will collect waste water from 8 communities with an estimated population of 413 persons to start with and can be extended to accommodate a larger volume.

The treatment plant installed behind Maitreya has a capacity to treat 60 m³/day (60.000 litres/day), which is the estimated daily waste water production from 450 persons. The surplus treated water unutilised by the communities will be temporarily disposed off at Mahalaksmi Park, where it will infiltrate and replenish the underlying aquifers, benefitting the nearby borewells situated on the upper aquifer (Cuddalore sandstone).

Survey and mapping activity completed the topographic details of Matrimandir area, international zone and part of the residential zone. This exercise allows for gradually replacing the earlier draw-up maps with an accurate base map for Auroville with an elevation precision of less than 2 cm.

A website (gis.auroville.org.in) was initiated for gathering and consolidating geographical information, from several sources. The site publishes water related data, rain fall, well levels, weather data to improve the management of water.

Execution of SCORRES project (Smart control in rural renewable energy systems). The project addresses the food, water, and energy relationship. Managing solar- PV capacity and electrical storage to manage demand and optimise irrigation schedules in rural India using novel forecasting techniques. Project partners included Energy catalyst Innovate UK and Heriot Watt University .

9. HEALTH SERVICES

The Auroville Health Centre

The Auroville Health Centre was established in 1972 as a Primary Health Care Unit with staff of 27, including executives, doctors, nurses, pharmacists, lab technicians. Since then it has undergone many changes. The various activities of the Health Centre at present include...

- A clinic for all, Pharmacy, a small X-ray unit.
- A Medical laboratory with a Complete Blood Analyser.
- Operation theatre, currently used for minor procedures like suturing and incision-drainage.
- Free yearly medical checkup for students of Govt primary schools and other nearby schools.
- Home care with free medicines, for sick or old people unable to come to the Subcentres.
- Once a month ENT camps conducted by Dr. Vasudevan, a specialist from Pondicherry.

The Village Health Care Program for providing primary health care for the local population was started in a small way in 1992. Currently the program covers 11 villages. The program is implemented through village health workers who are women selected from each village, given basic and continuing training, and who are then responsible for 400 to 500 families each. The components of this program include:

1. Health checkups at the Primary Schools, with medications and follow up later.
2. Conducting clinics in 6 villages with weekly doctors' consultations and basic lab tests.
3. Provision of free medicines for the patients treated at all the sub-centers, including lifetime diseases like Diabetes and Hypertension.
4. First Aid and wound dressing every afternoon in each village by the Health Workers.
5. School health education and child-to-child programs in primary schools, wherein children are taught, through charts and games, to examine each other for common diseases and the preventive measures for these.
6. Follow up of chronic patients by Health Workers conducting home visits.

Auroville Health Services

AVHS, a team of 7 members, provide food safety, health support and care to the Auroville community, organized home care for seniors, has continued running Marika Senior Home and continues building a home for Assisted Living (Mahalakshmi Home).

The food safety team (2 health inspectors) trained staff members in applying Indian hygiene standards in about 40 AV schools, restaurants, Guest house kitchens, farms and food processing and sanitation, conducted regular check-ups and gave advice on the standards required to get a certificate.

The Aurovilians who needed assistance during recovery from illness and operation received support from AVHS through a medical doctor and trained care givers, providing transport for seniors to go to hospitals for their treatment. AVHS offers a social home care service to Aurovilians, who were in need of a small help (like a bath) or even 24 hours/7 days (for bed ridden persons) through trained care givers.

“Mahalakshmi Home”(Assisted Living) is being built for 8 seniors who are fit enough to manage their daily living situation, but only need a special help (a few hours per day) through care givers during day and night time.

Auroville Dental Centre

The originality and efficiency of its activities are based on using in dentistry “Ø Concept” (originating from India) - aiming at the absence of need for dental care. It is yet unique in India today as an example to be disseminated.

During the year:

1. Treatment and prosthesis work: 883 patients in 3,799 sessions.
2. Specialties like orthodontics, periodontology, oral surgery and implantology.
3. Prevention and basic care.
4. Yearly check-ups at Auroville schools for 311 children and education on oral health and nutrition.

Auroville Dental Centre Education Research Rural Action (ADCERRA)

This program is still unique in India which accelerates the skill acquisition of the village women, trained as Dental Health Workers. Priority is given to children through education, prevention and basic care.

Set-up: the Dental Clinic in Auroville Health Centre and 10 subcentres in the surrounding villages with 9 trained Dental Health Workers. 1,528 children were treated after yearly check-ups with scaling and fillings ART (Atraumatic Restaurative Treatment) promoted by WHO.

Motivation on awareness of oral health and nutrition through the mothers and also school teachers at government and private schools.

Other activities:

1. A cluster of 10 villages in Vanur block was chosen and a dental camp with complete dental treatment was done throughout the year for 890 students from these schools with 3 teams of 6 members.
2. A dental camp along with nutrition education was conducted in Kalvarayan hills in collaboration with Eco Pro for 118 students from 3 Govt.schools.

Outreach program: Dental camps were conducted in Odisha and Utrakhand in collaboration with Sri Aurobindo Ashram Delhi Branch.

Quiet Healing Center

Quiet Healing Center is situated on a 7-acre plot of beach land adjacent to the fishermen’s village of Chinnamudaliarchavadi. Its location goes back to the Mother’s observation that this spot has powerful healing energies and her wish to create a “hospital of Love” there. As a self-supporting service unit under the Health & Healing Trust, its vision is to offer natural therapies and health-

related intensives to Auroville residents and guests. The centre has a staff of about 30 Aurovilians and employs close to 20 people from the local area.

A variety of complementary medical treatments such as homeopathy, physiotherapy and bio-resonance, and a wide range of natural healing therapies including various massage modalities, body-mind energy sessions and aquatic bodywork in Quiet's warm water pool were given to Auroville residents and guests.

Out of a total of 5,543 therapy treatments this year, 43% was offered for free to Aurovilians and Newcomers. Also, over 40 intensives in aquatic bodywork, massage, somatics etc. were held, in which Aurovilians and Newcomers participated free of cost with a small contribution for lunches and snacks.

Quiet Healing Center contributes substantially to the Auroville economy. During the financial year 2017-18, close to Rs. 17 lakhs were contributed in cash and an estimated Rs. 15 lakhs in kind, (about 2,400 treatments) representing health treatments, therapies, and intensives offered for free to Auroville residents. Quiet Healing Center also offers work opportunities to about 30 Auroville residents either on a full-time or freelance maintenance basis.

Sante

Santé provides multidisciplinary primary and emergency healthcare services to the residents and friends of Auroville, and Auroville's volunteers, interns and registered guests.



As an institute following the integral model of medicine, Santé provides consultations and treatments in a number of different healthcare modalities, including general medicine, ayurveda, homoeopathy, acupuncture, medical and therapeutic shiatsu, meridian psychotherapy, NLP and hypnosis, physiotherapy, medical massage, gynaecology and midwifery, urology and ozone therapy. Additionally we offer general nursing care, radio-frequency minor surgical procedures, laboratory services, medical home visits, emergency first-aid and a 24x7 ambulance service. During the year maternity care facilities are expanded and had two Aurovilian children delivered in the temporary maternity facility.

The Team - The Santé team includes its doctors and therapists, a team of nurses, the reception team, our ambulance driver and paramedic, the maintenance staff.

Practicing Integrative Medicine - To facilitate collaboration within an integrative team:

- interdisciplinary conferences – exchange, learning, visioning
- patient care conferences and health navigation – integrative patient care
- clinical themes – exploring the effectiveness of a discipline.
- a common consultation record system for each patient, usable by all doctors/therapists, allowing custom-built individualised treatment plans to suit each patient's special needs
- documentation of the treatment of selected chronic conditions for future research

- Publication of preventive educational materials for patients and the wider AV community.

Integral health care strives to improve quality of services through better organization and training of team members. Prepare plans and raise funds for second phase and educational block

10. COMMUNICATION AND INFORMATION

Outreach Media

Auroville Outreach Media (AVOM) is the Auroville-based media and press relations service.

Outreach Media has, since its inception, interfaced with the outside world of media and communications. In the year of 50th anniversary, efforts had to be increased manifold to present up-to-date information and assist the numerous film crews and journalists who come to Auroville.

- Developed a variety of printed materials (Press Kit, press information sheet, press releases in 5 international languages plus Hindi and Tamil)
- Organised the media logistics for the visit of the Prime Minister of India, Shri Narendra Modi
- Curated a 15-minute videos about Auroville for Doordarshan cable TV serving the Pondicherry area
- Supported the Doordarshan Delhi film crew in the production of a movie called ‘Auroville: A Timeless Journey’. As well as, Doordarshan Pondy with the filming of a documentary on sustainable agriculture in Auroville. Curated a pictorial exhibition called ‘Journey of Auroville’, currently at Kala Kendra
- Documented all events related to the 50th Anniversary of Auroville such as the Auroville Expo in New Delhi and The Bridge conference

Photos and videos can be seen on our website <http://www.outreachmedia.auroville.org/gallery-videos-and-clips/>. They are also available on Flickr and Vimeo

Commissioned articles for the press (see <http://www.outreachmedia.auroville.org/press-reviews/>)

Aurinoco

An update on the Optical Fiber Communication Network over the first quarter of 2018. This report covers the various issues that the team addressed.



- Optical Fiber Cable Outdoor Plant in four Zones of Auroville
- Network Operations Center and Network Lab at the core of the communication infrastructure
- Fiber-to-home GPON technology rollout at communities in residential zone
- Fiber-to-premises technology in Industrial Zone, International Zone, Research facilities
- Community Digital Services
- NKN Conference Center

- Remote Monitoring
- Finances
- Our Roadmap

Campus works are ongoing for the last four months, connecting various Auroville centres

Network Center/Network Lab/Other Network Hubs

- Auroville Radio and TV Server
- Archives Server Room – Work In Progress
- Hotspot Systems
- Water Tower Air Link System

Fiber-to-home Rollout at Communities in Residential Zone: Four different communities have been connected in the residential zone. Fiber-to-premises in Industrial Zone, International Zone, Research facilities: Six units have been connected.

Community Digital Services

- Auroville Radio and TV server is installed.
- BSNL, Tata Teleservice for VoIP Gateway and secondary data routes.
- Financial Service server is now on ERN
- Land Records GIS server setup.
- Redmine (Issue Tracker) servers now are local
- Video On Demand Streaming Service Pilot
- HotSpot system in Mitra, La Terrace
- Housing Server
- Domain Naming Server
- Linux Terminal Server

Remote Monitoring: Piloting remote monitoring for Auroville Electrical Service to monitor the power in their transformer stations along the HT line at 3 to 4 transformers.

Finances

Financial support comes from the GoI grants to enable the purchase of infrastructure materials and networking switches, servers, routers, optical modems and many of the ancillary equipment for rolling out the communication backbone.

It was decided by the core team to have multiple sources of funding support. One third of the support was anticipated to come from the community residents themselves during the second part of the startup phase. Today Auroville outflows significant part of its communication budget to BSNL project.

The computers, network hardware and power supplies need maintenance and replacement program. Funds have to set aside for this over a period, as our annual inventory and stock taking is completed.

11. ECONOMIC ACTIVITIES

Auroville Board of Commerce (ABC)

The AV Board of Commerce oversees all income-generating entities, which are divided into:

- 1) About 144 (up from 120 last financial year) minor income-generating activities run by one or two Aurovilians managers (generally with no or very few employees and turnovers below 20 lakhs per year) grouped in four umbrella units which arrange for keeping the accounts of these activities and retain the legal responsibility over them.
- 2) 178 (up from 166 last financial year) income-generating units run by Aurovilian executives, among which are also the 4 umbrella units mentioned above

All units are part of one of the 24 trusts dedicated to income generation.

The income-generation covers the fields of handicrafts, clothing and fashion, weaving and dyeing, renewable energy, food processing and catering, printing and publishing, architecture and construction, computers and software, electronics and engineering, organic products, pottery, shops and boutiques, media and entertainment, gems and jewelry, travel and tourism/hospitality, consultancy, body care products, home fragrance products, etc...

Employment Generation:

Apart from the Aurovilians, who work on a voluntary basis for a maintenance allowance, Auroville employs over 5,000 people from the local villages, whose work typically covers

anything from agriculture to engineering, cleaning, gardening, tailoring, driving, accounting, teaching, commerce and supervising. The people employed benefit from a very high quality training and sometimes leave Auroville employment to start their own enterprises. All statutory benefits are given to them as per law.

Work Ethics:

The work done and the goods produced in Auroville reflect high standards of quality and creativity since the units endeavor to reach material perfection. The aim of income-generating units in Auroville is to do business in a different way, which is reflected in the importance placed on the relationship with both the workers and clients, as well as to create and produce products in an environmentally friendly manner. The aim is to express beauty and perfection through the products which are living symbols of Auroville's quest towards India and the world at large.

The income-generating units are by default part of the Auroville Board of Commerce (ABC), which comprises all the executives of all Auroville income-generating units as well as the managers of the activities under umbrella units, with a Support Group composed of volunteers from some of these units and a coordinator to take care of the day-today activities.

Guest Facilities Coordination Group (GFCG)

The Guest Facilities Coordination Group (GFCG) oversees and supports all registered Auroville guest facilities, which include guest houses registered as units under the Auroville Foundation, small guest houses under the Exploration Umbrella Unit, and home stays under the Home Stay Umbrella Unit.

The GFCG acts as a liaison between the FAMC as well as other major working groups and the Auroville guest facilities with regard to the registration of new guest facilities, GoI regulations, and internal administrative and accounting requirements. The GFCG also facilitates debit/credit card payments and online advance payments and provides administrative assistance to the secretariat and accountant of the Guest House Trust.

Auroville Visitors Centre

Thanks to a grant from the Sri Aurobindo Trust, London, a new Auroville exhibition for the 50th anniversary prepared by photographer Olivier Barot and researcher Christine Devin has been unveiled on 1st January. Using both current and archival material it introduces Auroville to the visitors through pictures and the founding texts of Auroville from the Mother and develops the four aspects of the Charter with texts from Sri Aurobindo, the Mother and Indian philosophy.

The International Zone exhibition has been expanded to include panels on additional pavilions and update the content of the original ones. True to the Visitors Centre policy of No Plastics it has been printed on biodegradable Tyvek material.

A grant from the Foundation for World Education has enabled the upgrade of the visitors' path to Matrimandir through art installations from noted Auroville sculptors and designers that provide an inspiring sensory experience.

Following the introduction of suitable electric vehicles by Mahindra two electric 8 seater Mahindra Esupros were purchased; these were the first in South India. They replaced the well worn diesel vehicles which shuttle visitors with walking difficulty to the Matrimandir and for Morning Concentration. New cycles were purchased to enlarge our fleet and some stationed directly at guest houses to be immediately available to guests wishing to use non polluting transport to discover Auroville.

We are very grateful to the Neyveli Lignite Corporation for executing the paving of the road leading to the Visitors Centre as well as the access to the parking and Matrimandir shuttles as part of their CSR program.

Two small outlets were built to provide exposure for young Auroville food entrepreneurs thereby creating an outdoor food court where visitors can sample a variety of Auroville products.

50th Anniversary upgrades:

The iconic mud pressed building of the Visitors Centre has been fully cleaned, protected and revamped by Aurovilians on the occasion of the 50th Auroville anniversary which coincided with 25 years of the building.

Following on last year's initiative, the Visitors Centre reiterated its awareness and fundraising campaign for securing Auroville land on the occasion of the Auroville Marathon.

**ANNUAL ACCOUNTS
2017-2018**

AUROVILLE FOUNDATION
(Under The Auroville Foundation Act, 1968)

Sl. NO	CONTENTS	PAGE
1.	CONSOLIDATED FINANCIAL STATEMENTS	51
2.	EDUCATION RESEARCH & HRD	55
3.	ENVIRONMENT RESEARCH & VILLAGE ACTION	57
4.	SCIENCE & TECHNOLOGY RESEARCH	59
5.	AUROVILLE PROJECTS & SERVICES	60
6.	FINANCE ACTIVITES	69
7.	FURTHERANCE ACTIVITES	71
8.	FIXED ASSETS SCHEDULES	79
9.	CORPUS FUNDS / CAPITAL FUND	86
10.	LIST OF TRUST AND ITS UNITS	90

AUROVILLE FOUNDATION
Auroville Foundation/Bhavan
Auroville-605 101, Tamilnadu
CONSOLIDATED BALANCE SHEET AS ON 31.03.2018

PARTICULARS	ACTIVITIES						CURRENT YEAR 2017 - 2018		PREVIOUS YEAR 2016-17	
	Education Research & HRD	Environment Research & Village Action	Science & Technology Research	Auroville Project & Services	Finance Activities	Furtherance Activities	Inter unit Adjustments	TOTAL	TOTAL	TOTAL
Capital/Corpus Fund and Liabilities										
Capital Fund	7,24,92,970.09	8,34,33,923.26	39,09,15,132.69	1,97,63,33,498.61	7,76,78,132.11	88,46,66,964.56	-	3,48,55,20,621.32	3,43,64,19,471.46	
Corpus Fund	-	-	-	58,78,60,185.76	-	11,88,93,062.29	(22,56,79,855.63)	48,10,73,392.42	42,57,75,708.77	
Reserves & Surplus	-	-	-	2,56,52,884.00	-	5,87,884.20	-	5,87,884.20	5,60,62,533.14	
Earmarked / Endowment Funds	24,89,56,461.81	5,66,37,693.00	-	-	-	5,11,676.00	-	33,17,58,714.81	37,57,15,230.06	
Loan Fund										
Secured Loans and Borrowings	-	-	-	10,97,38,252.80	-	13,44,16,955.76	-	25,13,87,422.46	(1,55,282.00)	
Unsecured Loans and Borrowings	7,05,068.00	53,72,234.90	11,54,911.00	-	-	-	-	-	20,42,62,910.81	
Deferred Credit Liabilities	-	-	-	1,79,910.97	-	-	-	1,79,910.97	2,11,659.96	
Current Liabilities										
(i) Sundry Creditors/Payable	37,461.00	24,03,287.75	39,32,565.16	5,27,60,109.82	-	18,12,87,577.02	-	24,04,21,000.75	18,68,32,612.69	
(ii) Other Current Liabilities	2,60,67,797.14	35,47,906.70	1,42,999.69	10,26,40,757.47	75,01,09,308.52	3,71,12,318.25	(26,42,31,392.22)	65,53,89,695.55	49,12,33,442.59	
(iii) Provisions	39,71,596.00	15,52,421.00	1,23,44,247.36	3,59,44,336.97	-	5,93,16,570.96	-	11,31,29,172.29	9,73,31,342.43	
	35,22,31,354.04	15,29,47,466.61	40,84,89,855.90	2,89,11,09,936.40	82,77,87,440.63	1,41,87,93,009.04	(48,99,11,247.85)	5,55,94,47,814.77	5,27,36,89,629.61	
Assets										
Fixed Assets										
(i) Tangible Assets	30,45,81,399.63	5,09,85,567.18	32,85,72,285.34	1,33,50,92,679.93	30,251.83	35,79,17,749.97	(3,73,12,322.18)	2,33,98,67,611.70	2,67,40,49,062.91	
(ii) Intangible Assets	-	-	-	92,01,32,352.14	-	3,15,066.92	-	3,15,066.92	3,22,620.09	
(iii) Capital Work-in-progress	1,28,28,230.36	53,73,133.75	41,84,830.50	-	-	2,10,36,873.87	(18,83,67,533.45)	77,51,67,887.17	66,49,59,540.93	
Investment										
Investment - Earmarked / Endowment Funds	5,00,000.00	-	-	2,21,68,350.00	21,72,47,971.74	1,54,54,769.03	-	3,76,23,119.03	3,51,49,871.40	
Investment - Others	-	-	-	10,63,35,338.97	-	3,48,15,618.61	-	35,88,98,929.32	31,42,24,539.09	
Currents Assets ,Loans &Advances										
(i) Sundry Debtors/Receivables	100.00	62,51,487.84	8,66,021.74	18,59,15,545.36	7,47,55,068.58	16,13,23,326.44	-	35,43,56,481.38	18,86,05,780.40	
(ii) Loans and Advances	3,22,33,017.33	4,47,25,422.53	3,82,72,848.54	20,45,02,151.03	-	15,24,48,443.56	(26,42,31,392.22)	28,27,05,559.35	17,23,18,733.86	
(iii) Deposits	6,48,571.00	13,73,258.62	22,64,025.04	39,08,660.04	-	2,82,61,072.77	-	3,64,55,587.47	3,79,41,658.32	
(iv) Closing Stock	-	57,27,470.71	-	2,24,49,802.72	-	29,31,45,113.50	-	32,13,22,386.93	27,60,95,927.82	
(v) Cash & Bank Balances	7,40,043.25	4,35,73,932.69	2,61,20,029.03	8,91,30,711.43	46,97,76,459.42	31,74,59,291.05	-	94,68,00,466.87	83,28,84,309.33	
(vi) Other Current Assets	6,99,992.47	6,64,664.00	25,02,345.00	14,74,344.78	6,59,77,689.06	3,46,15,683.32	-	10,59,34,718.63	7,71,02,785.46	
Misc/Deferred Revenue Exps.										
	-	-	-	2,89,11,09,936.40	82,77,87,440.63	1,41,87,93,009.04	(48,99,11,247.85)	5,55,94,47,814.77	5,27,36,89,629.61	
	35,22,31,354.04	15,29,47,466.61	40,84,89,855.90	2,89,11,09,936.40	82,77,87,440.63	1,41,87,93,009.04	(48,99,11,247.85)	5,55,94,47,814.77	5,27,36,89,629.61	

AS PER OUR REPORT OF EVEN DATE
For SANGARANARAYANANE & CO
Chartered Accountants
Firm Regn. No: 013375S



Mohan Verghese
Mohan Verghese Chumkath
(Secretary)

P.R. Srinivasamurthy
P.R. Srinivasamurthy
(Under Secretary)

S. Sangaranarayana
(S. SANGARANARAYANANE,
Partner
Membership No. 23375

Date: 10.08.2018
Place: Auroville

AUROVILLE FOUNDATION
Auroville Foundation, Bhavan
Auroville-605 101, Tamilnadu

CONSOLIDATED INCOME AND EXPENDITURE ACCOUNT FOR THE YEAR ENDED 31.03.2018

PARTICULARS	ACTIVITIES						CURRENT YEAR 2017 - 2018		PREVIOUS YEAR 2016-17	
	Education Research & HRD	Environment Research & Village Action	Science & Technology Research	Auroville Project & Services	Finance Activities	Furtherance Activities	Inter unit Transactions	TOTAL	TOTAL	TOTAL
INCOME										
To Academic Receipts & Sales/Service	45,73,370.00	3,06,58,056.35	3,18,54,256.79	43,41,10,123.74	32,45,905.12	1,36,35,05,431.50	-	1,86,79,47,143.50	1,57,04,99,437.68	
To Grant/ Subsidies	8,77,88,656.29	5,17,28,375.56	2,16,01,122.76	34,70,01,742.25	-	5,73,45,953.19	(2,96,15,773.00)	53,58,50,077.05	50,62,46,787.01	
To Income from Investments	43,979.00	60,79,461.90	4,81,207.51	59,47,243.39	3,57,28,380.46	1,27,30,947.94	-	6,10,11,220.20	6,50,40,410.24	
To Other Income	4,36,65,865.81	2,14,14,476.49	62,08,695.02	13,87,37,899.23	35,97,217.28	9,80,70,911.45	-	31,16,95,065.28	30,88,75,163.57	
To Prior period Income	-	10,29,078.00	-	2,12,380.15	-	20,20,251.70	-	32,61,709.85	5,16,20,973.06	
TOTAL	13,60,71,871.10	11,09,09,448.30	6,01,45,282.08	92,60,09,388.76	4,25,71,502.86	1,53,36,73,495.78	(2,96,15,773.00)	2,77,97,65,215.88	2,50,22,82,771.56	
EXPENDITURE										
By Academic Expenses & Activities & Program	19,63,291.68	2,34,88,334.69	1,58,40,051.06	33,88,37,592.65	-	77,79,96,269.42	(2,64,27,795.00)	1,13,16,97,744.50	94,55,06,040.73	
By Staff Payments & Establishment Expenses	3,56,63,321.10	2,70,79,818.50	1,57,07,451.20	11,42,70,852.03	-	26,43,12,734.80	-	45,70,33,677.63	39,98,43,730.34	
By Administrative expenses and General Expenses	2,23,01,170.60	1,34,33,063.15	66,03,791.19	5,14,24,091.54	53,49,101.09	14,92,30,934.14	-	24,84,02,151.71	23,32,04,960.63	
By Transportation Expenses	-	-	-	-	-	-	-	-	-	
By Repairs & Maintenance	1,44,57,867.77	72,28,344.35	66,12,828.32	3,24,64,225.29	-	3,80,50,490.69	-	9,88,13,756.42	8,77,62,063.64	
By Finance Cost	-	-	-	10,000.00	4,816.49	4,73,358.73	-	4,88,175.22	29,42,949.19	
By Other Expenses	3,93,27,016.71	2,58,73,619.15	1,25,46,275.97	5,70,23,020.34	3,13,57,031.06	17,50,21,283.73	-	34,11,46,246.96	41,39,99,332.44	
By Prior Period Expenses	2,06,061.50	4,77,517.50	1,500.00	1,55,638.78	-	9,19,858.51	-	17,60,576.29	32,67,872.09	
By Depreciation	3,07,07,037.03	68,32,441.37	3,87,65,924.14	10,98,83,002.13	5,338.00	4,74,62,974.06	(31,87,978.00)	23,04,68,738.73	10,29,17,319.07	
TOTAL	14,46,25,766.39	10,44,13,138.71	9,60,77,821.88	70,40,67,922.76	3,67,16,286.64	1,45,35,27,904.08	(2,96,15,773.00)	2,50,98,13,067.46	2,18,94,44,268.13	
Transfer to Special Reserve	-	2,23,265.00	-	-	-	-	-	2,23,265.00	2,10,502.50	
BALANCE BEING SURPLUS / (DEFICIT)	(85,53,895.29)	62,73,044.59	(3,59,32,538.80)	22,19,41,466.00	58,55,216.22	8,01,45,591.70	-	26,97,28,883.42	31,26,28,000.93	
CARRIED TO CORPUS / CAPITAL FUND										

Date: 10.08.2018
Place: Auroville

AS PER OUR REPORT OF EVEN DATE
For SANGARANARAYANANE & CO
Chartered Accountants
Firm Regn. No: 0133755



Mohan Verghese
Mohan Verghese Chumkath
(Secretary)

P.R. Srinivasamurthy
P.R. Srinivasamurthy
(Under Secretary)

S. Sangaranarayane
(S. SANGARANARAYANANE)
Partner
Membership No. 23375

AUROVILLE FOUNDATION

Auroville Foundation Bhavan
Auroville-605 101, Tamilnadu

SCHEDULE OF INTER UNIT BALANCE ADJUSTMENTS IN CONSOLIDATED BALANCE SHEET AS ON 31.03.201:

Activities	Various Activities	Financial Activities	Auroville Projects & Service	Auroville Projects & Service	Auroville Projects & Services	Education Research & HRD	Education Research & HRD	Environmental Research & Village Action
Trust	Various trusts	Auroville Maintenance	Auroville Foundation-Secretariat	Auroville Service Trust	Auroville Service Trust	New Era Secondary School Trust	SAIER	Auroville Village Action Trust
Unit	various units	Auroville Maintenance	Plan	Bharat Nivas Trust	L'avenir	New Era Secondary School Trust	SAIER-GOI	AIAT
Particulars								
Capital/Corpus Fund and Liabilities								
Capital Fund	-	-	22,56,79,855.63	-	-	-	-	-
Corpus Fund	-	-	-	-	-	-	-	-
Reserves & Surplus	-	-	-	-	-	-	-	-
Earmarked / Endowment Funds	-	-	-	-	-	-	-	-
Loan Fund								
Secured Loans and Borrowings	-	-	-	-	-	-	-	-
Unsecured Loans and Borrowings	-	-	-	-	-	-	-	-
Deferred Credit Liabilities	-	-	-	-	-	-	-	-
Current Liabilities								
(i) Sundry Creditors/Payable	-	-	-	-	-	-	-	-
(ii) Other Current Liabilities	4,15,30,221.54	22,27,01,170.68	-	-	-	-	-	-
(iii) Provisions	-	-	-	-	-	-	-	-
	4,15,30,221.54	22,27,01,170.68	22,56,79,855.63					48,99,11,247.85
Assets								
Fixed Assets								
(i) Tangible Assets	-	-	3,73,12,322.18	-	-	-	-	-
(ii) Intangible Assets	-	-	-	-	-	-	-	-
(iii) Capital Work-in-progress	-	-	18,83,67,533.45	-	-	-	-	-
Investment								
Investment - Earmarked / Endown	-	-	-	-	-	-	-	-
Investment - Others	-	-	-	-	-	-	-	-
Currents Assets, Loans & Advan								
(i) Sundry Debtors/Receivables	-	-	-	-	-	-	-	-
(ii) Loans and Advances	22,27,01,170.68	4,15,30,221.54	-	-	-	-	-	-
(iii) Deposits	-	-	-	-	-	-	-	-
(iv) Closing Stock	-	-	-	-	-	-	-	-
(v) Cash & Bank Balances	-	-	-	-	-	-	-	-
(vi) Other Current Assets	-	-	-	-	-	-	-	-
Misc/Deferred Revenue Exps.								
	22,27,01,170.68	4,15,30,221.54	22,56,79,855.63					48,99,11,247.85

Date: 10.08.2018
Place: Auroville

AS PER OUR REPORT OF EVEN DATE
For SANGARANARAYANANE & CO
Chartered Accountants
Firm Regn. No: 013375S



Mohan Verghese
Mohan Verghese Chumkath
(Secretary)

P.R. Srinivasamurthy
P.R. Srinivasamurthy
(Under Secretary)

(S. SANGARANARAYANANE,
Partner
Membership No. 23375

AUROVILLE FOUNDATION

Auroville Foundation Bhavan
Auroville-605 101, Tamilnadu

SCHEDULE OF INTERUNIT TRANSACTION ADJUSTMENTS IN CONSOLIDATED INCOME AND EXPENDITURE ACCOUNT FOR THE YEAR ENDED 31.03.2018

Activities	Various Activities	Financial Activities	Auroville Projects & Service	Auroville Projects & Service	Auroville Projects & Services	Education Research & HRD	Education Research & HRD	Environmental Research & Village Action
Trust	Various trusts	Auroville Maintenance	Auroville Foundation-Secretariat	Bharat Nivas Trust	Auroville Service Trust	New Era Secondary School Trust	SAILER	Auroville Village Action Trust
Unit	various units	Auroville Maintenance	Plan	Bharat Nivas Trust	L'avenir	New Era Secondary School Trust	SAILER-GOI	AIAT
Particulars								
INCOME								TOTAL
To Academic Receipts & Sales	-	-	-	-	-	-	-	-
To Grant/ Subsidies	-	-	31,87,978.00	29,91,045.00	18,00,000.00	15,00,000.00	2,01,36,750.00	2,96,15,773.00
To Income from Investments	-	-	-	-	-	-	-	-
To Other Income	-	-	-	-	-	-	-	-
To Prior period Income	-	-	-	-	-	-	-	-
TOTAL A			31,87,978.00	29,91,045.00	18,00,000.00	15,00,000.00	2,01,36,750.00	2,96,15,773.00
EXPENDITURE								
By Academic Expenses & Activities & Pro	-	-	2,64,27,795.00	-	-	-	-	2,64,27,795.00
By Staff Payments & Establishment Exper	-	-	-	-	-	-	-	-
By Administrative expenses and General	-	-	-	-	-	-	-	-
By Transportation Expenses	-	-	-	-	-	-	-	-
By Repairs & Maintenance	-	-	-	-	-	-	-	-
By Finance Cost	-	-	-	-	-	-	-	-
By Other Expenses	-	-	-	-	-	-	-	-
By Prior Period Expenses	-	-	-	-	-	-	-	-
By Depreciation	-	-	31,87,978.00	-	-	-	-	31,87,978.00
TOTAL B			2,96,15,773.00	-	-	-	-	2,96,15,773.00
BALANCE BEING SURPLUS / (DEFICIT) CARRIED TO CORPUS / CAPITAL FUND			(2,64,27,795.00)	29,91,045.00	18,00,000.00	15,00,000.00	2,01,36,750.00	-

Date: 10.08.2018
Place: Auroville

AS PER OUR REPORT OF EVEN DATE
For SANGARANARAYANANE & CO
Chartered Accountants
Firm Regn. No: 013375S
S. Sangaranarayana
(S. SANGARANARAYANANE)
Partner
Membership No. 23375



Mohan Verghese
Mohan Verghese Chumkath
(Secretary)

P.R. Srinivasamurthy
P.R. Srinivasamurthy
(Under Secretary)

AUROVILLE FOUNDATION
Auroville Foundation Bhavan
Auroville-605 101, Tamilnadu
CONSOLIDATED BALANCE SHEET OF EDUCATION RESEARCH & HRD AS ON 31.03.2018

PARTICULARS	CURRENT YEAR 2017-18						PREVIOUS YEAR 2016-17	
	SRI AUROBINDO INTERNATIONAL INSTITUTE OF EDUCATIONAL RESEARCH	SRI AUROBINDO INTERNATIONAL INSTITUTE OF EDUCATIONAL RESEARCH (Govt of India Grant in Aid A/c)	AUROVILLE CHILD DEVELOPMENT NEW CREATION SOCIAL RESEARCH CENTRE	NEW ERA SECONDARY SCHOOL TRUST	PALAYAM SCHOOL TRUST	UDAVI SCHOOL TRUST	TOTAL	TOTAL
Capital/Corpus Fund and Liabilities								
Capital Fund	1,13,18,150.26	1,59,05,333.71	63,55,645.57	76,74,493.91	2,08,64,087.05	1,03,75,259.59	7,24,92,970.09	7,95,07,394.70
Corpus Fund	-	-	-	-	-	-	-	-
Reserves & Surplus	-	-	-	-	-	-	-	46,07,111.09
Earmarked / Endowment Funds	6,59,05,137.61	18,30,51,324.20	-	-	-	-	24,89,56,461.81	29,67,42,341.06
Loan Fund								
Secured Loans and Borrowings	6,95,068.00	-	10,000.00	-	-	-	7,05,068.00	7,92,573.00
Unsecured Loans and Borrowings	-	-	-	-	-	-	-	-
Deferred Credit Liabilities	-	-	-	-	-	-	-	-
Current Liabilities & Provisions								
(i) Sundry Creditors/Payable	2,60,35,350.14	21,271.00	8,197.00	3,235.00	-	26,029.00	37,461.00	4,15,529.00
(ii) Other Current Liabilities	34,69,500.00	3,79,578.00	70,427.00	11,176.00	27,140.00	24,951.00	2,60,67,797.14	2,66,15,646.80
(iii) Provisions	-	-	-	-	-	-	39,71,596.00	32,46,277.00
	10,74,23,206.01	19,93,57,506.91	64,44,269.57	76,88,904.91	2,08,91,227.05	1,04,26,239.59	35,22,31,354.04	41,19,26,872.65
Assets								
(i) Tangible Assets	8,00,06,311.08	18,88,83,185.47	62,47,284.60	69,89,396.26	1,39,89,137.22	84,66,085.00	30,45,81,399.63	34,37,18,598.45
(ii) Intangible Assets	-	-	-	-	-	-	-	-
(iii) Capital Work-in-progress	1,27,763.00	1,02,29,495.00	-	-	24,70,972.36	-	1,28,28,230.36	3,34,34,422.40
Investment								
Investment - Earmarked / Endowment Funds	-	-	-	-	-	-	-	-
Investment - Others	-	-	-	-	-	5,00,000.00	5,00,000.00	5,00,000.00
Currents Assets, Loans & Advances								
(i) Sundry Debtors/Receivables	100.00	-	-	-	-	-	100.00	100.00
(ii) Loans and Advances	2,61,49,168.72	1,09,954.40	1,22,799.66	6,05,372.65	40,31,119.20	12,14,602.70	3,22,33,017.33	3,20,95,497.30
(iii) Deposits	5,91,065.00	3,951.00	41,858.00	7,444.00	4,253.00	-	6,48,571.00	6,33,194.00
(iv) Closing Stock	-	-	-	-	-	-	-	-
(v) Cash & Bank Balances	78,644.21	41,868.04	32,327.31	60,417.00	3,43,026.80	1,83,759.89	7,40,043.25	8,76,412.35
(vi) Other Current Assets	4,70,154.00	89,053.00	-	26,275.00	52,718.47	61,792.00	6,99,992.47	6,68,648.15
Misc/Deferred Revenue Exps.	10,74,23,206.01	19,93,57,506.91	64,44,269.57	76,88,904.91	2,08,91,227.05	1,04,26,239.59	35,22,31,354.04	41,19,26,872.65

Date: 10.08.2018
Place: Auroville

AS PER OUR REPORT OF EVEN DATE
For SANGARANARAYANANE & CO
Chartered Accountants
Firm Regn. No: 013375S



Mohan Vergh
Mohan Verghese Chumkath
(Secretary)

P.R.
P.R. Srinivasamurthy
(Under Secretary)

S. Sangaranarayana
(S. SANGARANARAYANANE)
Partner
Membership No. 23375

AUROVILLE FOUNDATION
Auroville Foundation Bhavan
Auroville-605 101, Tamilnadu

CONSOLIDATED INCOME AND EXPENDITURE ACCOUNT OF EDUCATION RESEARCH & HRD FOR THE YEAR ENDED 31.03.2018

PARTICULARS	CURRENT YEAR 2017-18						PREVIOUS YEAR 2016-17	
	SRI AUROBINDO INTERNATIONAL INSTITUTE OF EDUCATIONAL RESEARCH	SRI AUROBINDO INTERNATIONAL INSTITUTE OF EDUCATIONAL RESEARCH (Govt of India Grant in Aid A/c)	AUROVILLE CHILD DEVELOPMENT NEW CREATION SOCIAL RESEARCH CENTRE	NEW ERA SECONDARY SCHOOL TRUST	PALAYAM SCHOOL TRUST	UDAVI SCHOOL TRUST	TOTAL	TOTAL
INCOME								
To Academic Receipts & Sales/Service					45,73,370.00		45,73,370.00	34,13,250.00
To Grant/ Subsidies	4,81,99,442.05	2,98,22,706.74		44,74,274.00	52,92,233.50		8,77,88,656.29	8,75,64,780.20
To Income from Investments			832.00		5,246.00	37,901.00	43,979.00	70,077.00
To Other Income	2,01,56,420.82	1,19,37,636.44	37,17,579.03	31,92,555.00	30,94,208.52	15,67,466.00	4,36,65,865.81	4,68,75,192.74
To Prior period Income							-	4,73,84,931.09
TOTAL A	6,83,55,862.87	4,17,60,343.18	37,18,411.03	76,66,829.00	76,72,824.52	68,97,600.50	13,60,71,871.10	18,53,08,231.03
EXPENDITURE								
By Academic Expenses & Activities & Programme			12,84,691.53	38,465.00	6,40,135.15		19,63,291.68	22,81,542.87
By Staff Payments & Establishment Expenses	2,46,48,601.24	15,15,383.21	8,71,938.00	29,98,702.65	33,63,413.00	22,65,283.00	3,56,63,321.10	3,16,24,970.84
By Administrative expenses and General Expense:	1,69,22,719.97	6,61,450.02	2,45,864.16	12,23,662.00	7,59,011.16	24,88,463.29	2,23,01,170.60	1,93,21,990.33
By Transportation Expenses								
By Repairs & Maintenance	1,19,96,349.64	8,06,440.80	4,03,789.00	2,46,656.00	3,38,640.44	6,65,991.89	1,44,57,867.77	1,13,99,192.14
By Finance Cost								
By Other Expenses	90,47,005.00	2,94,79,594.30	1,62,117.41	1,04,000.00		5,34,300.00	3,93,27,016.71	9,53,16,176.07
By Prior Period Expenses	2,06,061.50							21,54,089.00
By Depreciation	89,29,784.00	1,60,77,083.94	10,68,972.09	7,08,874.00	31,85,123.00	7,37,200.00	3,07,07,037.03	1,35,52,947.92
TOTAL B	7,17,50,521.35	4,85,39,952.27	40,37,372.19	53,20,359.65	82,96,322.75	66,91,238.18	14,46,25,766.39	17,56,50,909.17
BALANCE BEING SURPLUS / (DEFICIT) CARRIED A-B	(33,94,658.48)	(67,79,609.09)	(3,18,961.16)	23,46,469.35	(6,13,498.23)	2,06,362.32	(85,53,895.29)	96,57,321.86
TO CORPUS / CAPITAL FUND								

Date: 10.08.2018
Place: Auroville

AS PER OUR REPORT OF EVEN DATE
For SANGARANARAYANANE & CO
Chartered Accountants
Firm Regn. No: 013375S



Mohan Verghese
Mohan Verghese Chumkath
(Secretary)

P.R. Srinivasamurthy
P.R. Srinivasamurthy
(Under Secretary)

S. Sangaranarayane
(S. SANGARANARAYANANE)
Partner
Membership No. 23375

AUROVILLE FOUNDATION
Auroville Foundation Bhavan
Auroville-605 101, Tamilnadu

CONSOLIDATED BALANCE SHEET OF ENVIRONMENT RESEARCH & VILLAGE ACTION AS ON 31.03.2018

PARTICULARS	CURRENT YEAR 2017-18			TOTAL	PREVIOUS YEAR
	AUROMITRA TRUST	AUROVILLE VILLAGE ACTION TRUST	SANGAMAM MODEL VILLAGE		2016-17 TOTAL
Capital/Corpus Fund and Liabilities					
Capital Fund	3,13,79,235.93	5,25,54,837.39	(5,00,150.06)	8,34,33,923.26	7,90,05,715.36
Corpus Fund				-	-
Reserves & Surplus					52,88,349.08
Earmarked / Endowment Funds		5,55,37,853.00	10,99,840.00	5,66,37,693.00	5,55,39,466.00
Loan Fund					
Secured Loans and Borrowings	39,00,136.40	14,72,098.50		53,72,234.90	1,00,74,415.53
Unsecured Loans and Borrowings					
Deferred Credit Liabilities					
Current Liabilities					
(i) Sundry Creditors/Payable	2,86,600.75	21,05,637.00	11,050.00	24,03,287.75	15,61,658.75
(ii) Other Current Liabilities	1,53,765.70	14,18,965.50	19,75,175.50	36,47,906.70	51,16,664.59
(iii) Provisions	13,23,963.00	1,45,117.00	83,341.00	15,52,421.00	16,61,651.00
	3,70,43,701.78	11,32,34,508.39	26,89,256.44	15,29,47,466.61	15,82,47,920.31
Assets					
Fixed Assets					
(i) Tangible Assets	1,57,90,495.75	3,40,43,466.43	11,51,605.00	5,09,85,567.18	6,02,59,268.09
(ii) Intangible Assets					
(iii) Capital Work-in-progress	22,15,434.75	31,57,699.00		53,73,133.75	15,19,999.75
Investment					
Investment - Earmarked / Endowment Funds					
Investment - Others					
Currents Assets, Loans & Advances					
(i) Sundry Debtors/Receivables	51,00,585.15	10,94,382.69	56,520.00	62,51,487.84	89,46,839.72
(ii) Loans and Advances	97,84,162.89	3,47,46,443.29	1,94,816.35	4,47,25,422.53	4,12,57,464.12
(iii) Deposits	64,189.62	13,09,069.00		13,73,258.62	18,06,793.62
(iv) Closing Stock					
(v) Cash & Bank Balances	40,39,159.62	3,82,68,457.98	12,66,315.09	4,35,73,932.69	4,38,20,737.01
(vi) Other Current Assets	49,674.00	6,14,990.00		6,64,664.00	6,36,818.00
Misc/Deferred Revenue Exps.					
	3,70,43,701.78	11,32,34,508.39	26,89,256.44	15,29,47,466.61	15,82,47,920.31

Date: 10.08.2018
Place: Auroville

AS PER OUR REPORT OF EVEN DATE
For SANGARANARAYANANE & CO
Chartered Accountants
Firm Regn. No: 013375S



Mohan Vergh
Mohan Verghese Chumkath
(Secretary)

P.R. Srinivasamurthy
P.R. Srinivasamurthy
(Under Secretary)

(S. SANGARANARAYANANE,
Partner
Membership No. 23375

CONSOLIDATED INCOME AND EXPENDITURE ACCOUNT OF ENVIRONMENT RESEARCH & VILLAGE ACTION FOR THE YEAR ENDED 31.03.2018

PARTICULARS	CURRENT YEAR 2017-18			TOTAL	PREVIOUS YEAR 2016-17 TOTAL
	AUROMITRA TRUST	AUROVILLE VILLAGE ACTION TRUST	SANGAMAM MODEL VILLAGE		
INCOME					
To Academic Receipts & Sales/Service	2,68,19,337.07	38,38,719.28		3,06,58,056.35	2,33,31,396.85
To Grant/ Subsidies	55,95,159.00	3,70,99,929.69	90,33,286.87	5,17,28,375.56	7,42,21,606.03
To Income from Investments	1,37,536.00	58,78,382.90	63,543.00	60,79,461.90	55,11,885.81
To Other Income	2,13,98,298.53	16,177.96		2,14,14,476.49	2,38,52,967.76
To Prior period Income	7,42,968.00	2,86,110.00		10,29,078.00	4,03,995.00
TOTAL	5,46,93,298.60	4,71,19,319.83	90,96,829.87	11,09,09,448.30	12,73,21,851.45
EXPENDITURE					
By Academic Expenses & Activities & Programme	2,34,88,334.69	-		2,34,88,334.69	2,03,65,304.33
By Staff Payments & Establishment Expenses	1,17,19,371.71	1,11,08,369.79	42,52,077.00	2,70,79,818.50	2,85,00,989.96
By Administrative expenses and General Expenses	63,21,592.21	57,93,851.44	13,17,619.50	1,34,33,063.15	1,52,95,643.47
By Transportation Expenses		-		-	-
By Repairs & Maintenance	31,45,095.71	39,92,165.65	91,082.99	72,28,344.35	81,03,179.83
By Finance Cost				-	-
By Other Expenses	44,81,333.00	1,74,73,646.15	39,18,640.00	2,58,73,619.15	3,84,94,677.30
By Prior Period Expenses	12,396.50	4,65,121.00		4,77,517.50	1,70,890.00
By Depreciation	21,09,761.37	45,50,537.00	1,72,143.00	68,32,441.37	82,32,526.63
TOTAL	5,12,77,885.19	4,33,83,691.03	97,51,562.49	10,44,13,138.71	11,91,63,211.52
Transfer to Special Reserve		2,23,265.00		2,23,265.00	2,10,502.50
BALANCE BEING SURPLUS / (DEFICIT) CARRIED TO CORPUS / CAPITAL FUND	A-B	34,15,413.41	(6,54,732.62)	62,73,044.59	79,48,137.43

Date: 10.08.2018
Place: Auroville

AS PER OUR REPORT OF EVEN DATE
For SANGARANARAYANANE & CO
Chartered Accountants
Firm Regn. No: 0133755
S. Sangaranarayana
(S. SANGARANARAYANANE)
Partner
Membership No. 23375



Mohan Verghese
Mohan Verghese Chumkath
(Secretary)


P.R. Srinivasamurthy
P.R. Srinivasamurthy
(Under Secretary)

CONSOLIDATED BALANCE SHEET OF SCIENCE & TECHNOLOGY RESEARCH AS ON 31.03.2018


PARTICULARS	CURRENT YEAR 2017-18			TOTAL	PREVIOUS YEAR
	AUROVILLE CENTRE FOR SCIENTIFIC RESEARCH TRUST	HEALTH AND HEALING TRUST	MATRIMANDIR		2016-17
Capital/Corpus Fund and Liabilities					
Capital Fund	3,71,39,688.98	7,04,67,604.22	28,33,07,839.49	39,09,15,132.69	60,93,55,629.00
Corpus Fund				-	-
Reserves & Surplus				-	44,04,695.15
Earmarked / Endowment Funds				-	-
Loan Fund					
Secured Loans and Borrowings	1,70,850.00	9,84,061.00	-	11,54,911.00	13,60,911.00
Unsecured Loans and Borrowings				-	-
Deferred Credit Liabilities				-	-
Current Liabilities					
(i) Sundry Creditors/Payable	26,60,625.71	8,42,693.45	4,29,246.00	39,32,565.16	27,06,286.72
(ii) Other Current Liabilities	-	1,42,999.69	-	1,42,999.69	88,478.00
(iii) Provisions	2,01,905.25	36,74,217.11	84,68,125.00	1,23,44,247.36	1,12,38,957.92
	4,01,73,069.94	7,61,11,575.47	29,22,05,210.49	40,84,89,855.90	62,91,54,957.79
Assets					
Fixed Assets					
(i) Tangible Assets	1,78,48,731.78	3,55,15,707.45	27,52,07,846.11	32,85,72,285.34	55,81,05,690.09
(ii) Intangible Assets				-	-
(iii) Capital Work-in-progress	40,53,324.00	1,11,506.50		41,64,830.50	2,08,209.50
Investment					
Investment - Earmarked / Endowment Funds				-	-
Investment - Others				-	-
Current Assets					
(i) Sundry Debtors/Receivables	3,67,644.74	1,03,535.00	3,94,842.00	8,66,021.74	21,96,218.00
(ii) Loans and Advances	24,98,963.24	2,49,94,107.63	1,07,79,777.67	3,82,72,848.54	3,81,15,357.89
(iii) Deposits	82,495.00	19,43,620.04	2,37,910.00	22,64,025.04	16,80,412.80
(iv) Closing Stock	-	4,95,991.00	52,31,479.71	57,27,470.71	56,94,764.04
(v) Cash & Bank Balances	1,33,96,143.18	1,27,20,177.85	3,708.00	2,61,20,029.03	2,12,52,003.97
(vi) Other Current Assets	19,25,768.00	2,26,930.00	3,49,647.00	25,02,345.00	19,02,301.50
Misc/Deferred Revenue Exps.					
	4,01,73,069.94	7,61,11,575.47	29,22,05,210.49	40,84,89,855.90	62,91,54,957.79

Date: 10.08.2018
Place: Auroville


P.R. Srinivasamurthy
(Under Secretary)


Mohan Verghese Chumkath
(Secretary)



AS PER OUR REPORT OF EVEN DATE
For SANGARANARAYANANE & CO
Chartered Accountants
Firm Regn. No: 013375S

(S. SANGARANARAYANANE,
Partner
Membership No. 23375

CONSOLIDATED INCOME AND EXPENDITURE ACCOUNT OF SCIENCE & TECHNOLOGY RESEARCH FOR THE YEAR ENDED 31.03.2018

PARTICULARS	CURRENT YEAR 2017-18			TOTAL	PREVIOUS YEAR 2016-17
	AUROVILLE CENTRE FOR SCIENTIFIC RESEARCH TRUST	HEALTH AND HEALING TRUST	MATRIMANDIR		
INCOME					
To Academic Receipts & Sales/Service	65,93,362.19	2,52,60,894.60		3,18,54,256.79	2,86,88,887.76
To Grant/ Subsidies	1,91,82,441.53	24,18,681.23		2,16,01,122.76	93,36,489.85
To Income from Investments	1,70,429.17	3,10,778.34		4,81,207.51	5,33,259.36
To Other Income	9,000.00	40,84,233.02	21,15,462.00	62,08,695.02	68,42,263.19
To Prior period Income	-	-	-	-	-
TOTAL	A 2,59,55,232.89	3,20,74,587.19	21,15,462.00	6,01,45,282.08	4,54,00,900.16
EXPENDITURE					
By Academic Expenses & Activities & Programme	95,09,664.61	63,30,386.45	-	1,58,40,051.06	1,24,83,884.11
By Staff Payments & Establishment Expenses	29,86,725.97	1,10,25,296.23	16,95,429.00	1,57,07,451.20	1,43,50,390.01
By Administrative expenses and General Expenses	10,32,623.28	16,64,869.40	39,06,298.51	66,03,791.19	56,96,516.11
By Transportation Expenses	-	-	-	-	-
By Repairs & Maintenance	6,76,882.11	29,62,203.66	29,73,742.55	66,12,828.32	64,32,260.82
By Finance Cost					470.00
By Other Expenses	55,05,380.60	70,40,895.37		1,25,46,275.97	70,31,035.90
By Prior Period Expenses		1,500.00		1,500.00	-
By Depreciation	32,14,335.00	68,26,078.14	2,87,25,511.00	3,87,65,924.14	1,68,64,221.85
TOTAL	B 2,29,25,611.57	3,58,51,229.25	3,73,00,981.06	9,60,77,821.88	6,28,58,778.80
BALANCE BEING SURPLUS / (DEFICIT) CARRIED TO A-B	30,29,621.32	(37,76,642.06)	(3,51,85,519.06)	(3,59,32,539.80)	(1,74,57,878.64)
CORPUS / CAPITAL FUND					

For SANGARANARAYANANE & CO
Chartered Accountants
Firm Regn. No: 0133755
S. Sangaranarayana
(S. SANGARANARAYANANE)
Partner
Membership No. 23375



Mohan Verghese
Mohan Verghese Chumkath
(Secretary)

P.R. Srinivasamurthy
(Under Secretary)

AUROVILLE FOUNDATION
Auroville Foundation Bhavan
Auroville-605 101, Tamilnadu

CONSOLIDATED BALANCE SHEET OF FOUNDATION SECRETARIAT, AUROVILLE PROJECTS & SERVICES AS ON 31.03.2018

PARTICULARS	CURRENT YEAR 2017 - 2018				PREVIOUS YEAR
	GROUP I	GROUP II	GROUP III	TOTAL	2016-17
LIABILITIES					
Capital Fund	83,11,75,552.33			1,97,63,33,498.61	1,74,54,46,525.26
Corpus Fund	55,97,65,712.54	1,11,01,49,607.85	3,50,08,338.43	58,78,60,185.76	39,60,65,428.11
Reserves & Surplus	-	-	2,80,94,473.22	-	2,26,88,971.92
Earmarked / Endowment Funds	2,56,52,884.00	-	-	2,56,52,884.00	2,29,29,003.00
Loan Fund					
Secured Loans and Borrowings	1,63,01,351.79	-	-	-	(1,55,282.00)
Unsecured Loans and Borrowings	-	9,28,41,697.23	5,95,203.78	10,97,38,252.80	9,75,22,142.52
Deferred Credit Liabilities	1,79,910.97	-	-	1,79,910.97	2,11,659.96
Current Liabilities					
(i) Sundry Creditors/Payable	4,57,48,649.92	67,71,968.40	2,39,491.50	5,27,60,109.82	2,40,62,829.17
(ii) Other Current Liabilities	10,18,20,810.87	2,79,382.00	5,40,564.60	10,26,40,757.47	2,75,35,165.24
(iii) Provisions	3,28,76,832.97	4,93,229.00	25,74,275.00	3,59,44,336.97	3,19,86,484.32
	1,61,35,21,705.39	1,21,05,35,884.48	6,70,52,346.53	2,89,11,09,936.40	2,36,82,92,927.50
Assets					
Fixed Assets					
(i) Tangible Assets	71,91,24,273.81	59,76,29,922.22	1,83,38,483.90	1,33,50,92,679.93	1,35,64,51,201.55
(ii) Intangible Assets	-	-	-	-	-
(iii) Capital Work-in-progress	37,14,44,137.39	51,60,83,942.53	3,26,04,272.22	92,01,32,352.14	62,35,60,971.35
Investment					
Investment - Earmarked / Endowment Funds	2,21,68,350.00	-	-	2,21,68,350.00	2,05,26,947.00
Investment - Others	10,63,35,338.97	-	-	10,63,35,338.97	9,05,14,020.09
Currents Assets ,Loans &Advances					
(i) Sundry Debtors/Receivables	15,55,61,621.67	2,78,15,154.44	25,38,769.25	18,59,15,545.36	6,99,57,022.50
(ii) Loans and Advances	12,48,24,255.75	6,70,79,857.21	1,25,98,038.07	20,45,02,151.03	13,76,74,160.22
(iii) Deposits	35,35,479.04	1,740.00	3,71,441.00	39,08,660.04	28,03,565.04
(iv) Closing Stock	2,03,74,148.97	18,88,386.08	1,87,267.67	2,24,49,802.72	1,72,22,655.06
(v) Cash & Bank Balances	8,86,91,587.01	36,882.00	4,02,242.42	8,91,30,711.43	4,49,51,516.95
(vi) Other Current Assets	14,62,512.78	-	11,832.00	14,74,344.78	46,30,867.74
Misc/Deferred Revenue Exps.					
	1,61,35,21,705.39	1,21,05,35,884.48	6,70,52,346.53	2,89,11,09,936.40	2,36,82,92,927.50

Date: 10.08.2018
Place: Auroville

AS PER OUR REPORT OF EVEN DATE
For SANGARANARAYANANE & CO
Chartered Accountants
Firm Regn. No: 013375S



Mohan Verghese
Mohan Verghese Chumkath
(Secretary)

P.R. Srinivasamurthy
P.R. Srinivasamurthy
(Under Secretary)

(S. SANGARANARAYANANE,
Partner
Membership No. 23375

AUROVILLE FOUNDATION
Auroville Foundation Bhavan
Auroville-605 101, Tamilnadu
CONSOLIDATED INCOME AND EXPENDITURE ACCOUNT OF FOUNDATION SECRETARIAT, AUROVILLE PROJECTS & SERVICES
FOR THE YEAR ENDED 31.03.2018

PARTICULARS	CURRENT YEAR 2017-18			TOTAL	PREVIOUS YEAR 2016-17 TOTAL
	GROUP I	GROUP II	GROUP III		
INCOME					
To Academic Receipts & Sales/Service	35,00,74,959.87	7,65,20,964.97	75,14,198.90	43,41,10,123.74	31,41,92,692.52
To Grant/ Subsidies	13,12,62,262.23	21,12,15,753.71	45,23,726.31	34,70,01,742.25	28,23,33,016.76
To Income from Investments	59,47,243.39	-	-	59,47,243.39	37,56,419.74
To Other Income	10,49,19,175.89	49,48,311.75	2,88,70,411.59	13,87,37,899.23	10,69,98,990.50
To Prior period Income	97,271.00	5,187.00	1,09,922.15	2,12,380.15	32,07,014.00
TOTAL A	59,23,00,912.38	29,26,90,217.43	4,10,18,258.95	92,60,09,388.76	71,04,88,133.52
EXPENDITURE					
By Academic Expenses & Activities & Programme	29,85,47,821.23	2,09,77,422.34	1,93,12,349.08	33,88,37,592.65	23,24,51,504.03
By Staff Payments & Establishment Expenses	8,89,13,227.86	1,27,83,245.22	1,25,73,878.95	11,42,70,352.03	10,29,09,302.87
By Administrative expenses and General Expenses	4,24,91,159.76	78,23,361.11	11,09,570.67	5,14,24,091.54	4,12,62,453.50
By Transportation Expenses	-	-	-	-	-
By Repairs & Maintenance	1,57,77,344.20	1,50,35,344.88	16,51,536.21	3,24,64,225.29	2,85,75,934.42
By Finance Cost	10,000.00	-	-	10,000.00	606.00
By Other Expenses	3,40,50,947.71	2,06,76,693.00	22,95,379.63	5,70,23,020.34	5,37,58,486.67
By Prior Period Expenses	1,06,200.78	-	49,438.00	1,55,638.78	30,567.38
By Depreciation	4,05,45,039.97	6,68,35,163.16	25,02,799.00	10,98,83,002.13	3,57,21,313.30
TOTAL B	52,04,41,741.51	14,41,31,229.71	3,94,94,951.54	70,40,67,922.76	49,47,10,168.17
BALANCE BEING SURPLUS / (DEFICIT) CARRIED TO CORPUS / CAPITAL FUND	A-B	14,85,58,987.72	15,23,307.41	22,19,41,466.00	21,57,77,965.35

Date: 10.08.2018
Place: Auroville

AS PER OUR REPORT OF EVEN DATE
For SANGARANARAYANANE & CO
Chartered Accountants
Firm Regn. No: 013375S
S. Sangaranarayana
(S. SANGARANARAYANANE)
Partner
Membership No. 23375



Mohan Verghese
Mohan Verghese Chumkath
(Secretary)

P.R. Srinivasamurthy
P.R. Srinivasamurthy
(Under Secretary)

AUROVILLE FOUNDATION
Auroville Foundation Bhavan
Auroville-605 101, Tamilnadu

CONSOLIDATED BALANCE SHEET OF FOUNDATION SECRETARIAT, AUROVILLE PROJECTS & SERVICES AS ON 31.03.2018

PARTICULARS	GROUP I					PREVIOUS YEAR 2016-17	
	AUROVILLE FOUNDATION- SECRETARIAT	AUROVILLE LAND	AUROVILLE PROJECT	AUROVILLE SERVICE TRUST	FREE FLOW TRUST	TOTAL	TOTAL
LIABILITIES							
Capital Fund	1,58,63,205.80		7,03,20,514.95	8,92,82,335.43	20,88,37,044.87	83,11,75,552.33	73,93,92,091.65
Corpus Fund	55,22,65,712.54	44,68,72,451.28		75,00,000.00		55,97,65,712.54	39,60,65,428.11
Reserves & Surplus				2,56,52,884.00			4,35,391.00
Earmarked / Endowment Funds						2,56,52,884.00	2,29,29,003.00
Loan Fund							
Secured Loans and Borrowings				1,13,55,636.81	49,45,714.98	1,63,01,351.79	(1,55,282.00)
Unsecured Loans and Borrowings				1,79,910.97		1,79,910.97	1,73,61,527.54
Deferred Credit Liabilities							2,11,659.96
Current Liabilities							
(i) Sundry Creditors/Payable	2,99,48,981.19	12,83,195.00		1,13,80,244.20	31,36,229.53	4,57,48,649.92	2,39,07,128.09
(ii) Other Current Liabilities	8,62,89,636.87	1,39,76,381.00	6,64,212.00	8,90,581.00		10,18,20,810.87	2,15,71,186.66
(iii) Provisions	88,88,155.00	64,876.00	4,66,964.00	1,03,16,619.47	1,31,40,222.50	3,28,76,832.97	2,90,51,326.05
	69,32,55,691.40	46,21,96,903.28	7,14,51,690.95	15,65,56,207.88	23,00,59,211.88	1,61,35,21,705.39	1,25,07,69,460.06
ASSETS							
Fixed Assets							
(i) Tangible Assets	16,03,62,681.78	39,55,76,820.11	4,88,04,064.60	5,93,04,020.67	5,50,76,686.65	71,91,24,273.81	69,27,60,366.81
(ii) Intangible Assets	-		25,36,926.67	-		37,14,44,137.39	24,76,34,764.12
(iii) Capital Work-in-progress	36,89,07,210.72						
Investment							
Investment - Earmarked / Endowment Funds							
Investment - Others				2,21,68,350.00	10,69,075.00	2,21,68,350.00	2,05,26,947.00
Current Assets							
Sundry Debtors/Receivables	7,45,92,000.00	6,45,11,820.77	2,01,00,849.68	73,94,121.09	90,63,679.81	15,55,61,621.67	6,71,90,307.56
Loans and Advances	3,88,84,390.80	20,66,437.90	9,850.00	4,44,51,104.29	1,93,21,473.08	12,48,24,255.75	7,05,41,785.24
Deposits	1,29,979.00	13,684.20		17,44,581.84	16,37,384.00	35,35,479.04	25,26,935.04
Closing Stock	-			86,63,094.69	1,17,11,054.28	2,03,74,148.97	1,55,16,059.02
Cash & Bank Balances	4,99,07,696.10	28,140.30		1,11,02,627.52	2,76,53,123.09	8,86,91,587.01	4,25,31,786.10
Other Current Assets	4,71,733.00			6,61,232.78	3,29,547.00	14,62,512.78	10,26,489.08
Misc/Deferred Revenue Exps.							
	69,32,55,691.40	46,21,96,903.28	7,14,51,690.95	15,65,56,207.88	23,00,59,211.88	1,61,35,21,705.39	1,25,07,69,460.06

Date: 10.08.2018
Place: Auroville

P.R. Srinivasamurthy
P.R. Srinivasamurthy
(Under Secretary)

AS PER OUR REPORT OF EVEN DATE
For SANGARANARAYANANE & CO
Chartered Accountants
Firm Regn. No: 013375S



Mohan Verghese
Mohan Verghese Chumkath
(Secretary)

(S. SANGARANARAYANANE,
Partner
Membership No. 23375

AUROVILLE FOUNDATION
 Auroville Foundation Bhavan
 Auroville-605 101, Tamilnadu
CONSOLIDATED INCOME AND EXPENDITURE ACCOUNT OF FOUNDATION SECRETARIAT, AUROVILLE PROJECTS & SERVICES
FOR THE YEAR ENDED 31.03.2018

PARTICULARS	GROUP I					TOTAL	PREVIOUS YEAR 2016-17 TOTAL
	AUROVILLE FOUNDATION- SECRETARIAT	AUROVILLE LAND	AUROVILLE PROJECT	AUROVILLE SERVICE TRUST	FREE FLOW TRUST		
INCOME							
To Academic Receipts & Sales/Service				17,31,26,123.58	17,69,48,836.29	35,00,74,959.87	23,86,68,183.78
To Grant/ Subsidies	8,04,82,363.30		1,82,76,587.36	3,20,20,011.37	4,83,300.20	13,12,62,262.23	11,12,59,298.06
To Income from Investments	33,04,142.38			18,22,340.84	8,20,760.17	59,47,243.39	37,56,419.74
To Other Income	1,51,304.53	4,72,98,389.39	26,62,095.50	2,97,60,018.83	2,50,47,367.64	10,49,19,175.89	7,70,39,751.30
To Prior period Income				97,271.00		97,271.00	32,07,014.00
TOTAL	A 8,39,37,810.21	4,72,98,389.39	2,09,38,682.86	23,68,25,765.62	20,33,00,264.30	59,23,00,912.38	43,39,30,666.88
EXPENDITURE							
By Academic Expenses & Activities & Programme	3,81,12,086.93	22,15,077.15	1,42,19,882.08	15,19,80,049.18	9,20,20,725.89	29,85,47,821.23	19,70,32,830.50
By Staff Payments & Establishment Expenses	1,55,44,609.00		4,64,590.00	3,89,01,959.90	3,40,02,068.96	8,89,13,227.86	7,88,93,272.80
By Administrative expenses and General Expense	47,24,386.54	21,29,583.75	8,17,243.16	91,48,253.46	2,56,71,692.85	4,24,91,159.76	3,30,75,517.27
By Transportation Expenses							
By Repairs & Maintenance	8,96,155.00	4,30,528.00	1,29,082.00	84,47,812.15	58,73,767.05	1,57,77,344.20	1,39,81,759.80
By Finance Cost				10,000.00		10,000.00	
By Other Expenses		6,16,610.74	7,12,800.00	1,02,82,243.97	2,24,39,293.00	3,40,50,947.71	3,21,70,912.95
By Prior Period Expenses				1,06,200.78		1,06,200.78	18,699.38
By Depreciation	2,28,26,525.00	1,88,877.93	26,26,182.00	78,34,513.00	70,68,942.04	4,05,45,039.97	2,06,16,720.84
TOTAL	B 8,21,03,762.47	55,80,677.57	1,89,69,779.24	22,67,11,032.44	18,70,76,489.79	52,04,41,741.51	37,57,89,713.54
BALANCE BEING SURPLUS / (DEFICIT) CARRIED TO CORPUS / CAPITAL FUND	A-B 18,34,047.74	4,17,17,711.82	19,68,903.62	1,01,14,733.18	1,62,23,774.51	7,18,59,170.87	5,81,40,953.34

Date: 10.08.2018
 Place: Auroville

AS PER OUR REPORT OF EVEN DATE
For SANGARANARAYANANE & CO
 Chartered Accountants
 Firm Regn. No: 013375S
S. Sangaranarayana
(S. SANGARANARAYANANE)
 Partner
 Membership No. 23375



Mohan Vergh
Mohan Verghese Chumkath
 (Secretary)

P.R.
P.R. Srinivasamurthy
 (Under Secretary)

AUROVILLE FOUNDATION
Auroville Foundation Bhavan
Auroville-605 101, Tamilnadu

CONSOLIDATED BALANCE SHEET OF FOUNDATION SECRETARIAT, AUROVILLE PROJECTS & SERVICES AS ON 31.03.2018

PARTICULARS	GROUP II				PREVIOUS YEAR 2016-17	
	GUEST HOUSE TRUST	HOUSING DEVELOPMENT	NANDINI	PAVILION OF TIBETAN CULTURE	TOTAL	TOTAL
LIABILITIES						
Capital Fund	5,16,34,211.24	1,05,35,46,820.73	24,95,418.80	24,73,157.08	1,11,01,49,607.85	95,70,41,075.93
Corpus Fund	-	-	-	-	-	-
Reserves & Surplus	-	-	-	-	-	2,22,53,580.92
Earmarked / Endowment Funds	-	-	-	-	-	-
Loan Fund						
Secured Loans and Borrowings	3,43,75,040.23	5,84,66,657.00	-	-	9,28,41,697.23	7,96,44,563.98
Unsecured Loans and Borrowings	-	-	-	-	-	-
Deferred Credit Liabilities	-	-	-	-	-	-
Current Liabilities						
(i) Sundry Creditors/Payable	40,53,763.95	27,15,604.45	2,600.00	35,372.00	67,71,968.40	12,576.00
(ii) Other Current Liabilities	-	2,44,010.00	-	11,650.00	2,79,382.00	57,93,015.84
(iii) Provisions	-	-	4,81,579.00	-	4,93,229.00	6,68,918.27
	9,00,63,015.42	1,11,49,73,092.18	29,79,597.80	25,20,179.08	1,21,05,35,884.48	1,06,54,13,730.94
ASSETS						
Fixed Assets						
(i) Tangible Assets	6,23,56,201.27	53,26,51,337.41	1,29,644.54	24,90,739.00	59,76,29,922.22	64,36,06,532.40
(ii) Intangible Assets	-	-	-	-	-	-
(iii) Capital Work-in-progress	-	51,60,83,942.53	-	-	51,60,83,942.53	35,57,86,311.01
Investment						
Investment - Earmarked / Endowment Funds	-	-	-	-	-	-
Investment - Others	-	-	-	-	-	-
Current Assets						
Sundry Debtors/Receivables	2,77,04,814.15	6,62,37,812.24	1,10,340.29	-	2,78,15,154.44	1,84,244.94
Loans and Advances	-	-	8,42,044.97	-	6,70,79,857.21	6,40,47,174.29
Deposits	-	-	-	1,740.00	1,740.00	1,740.00
Closing Stock	-	-	18,60,686.00	27,700.08	18,88,386.08	15,02,306.00
Cash & Bank Balances	-	-	36,882.00	-	36,882.00	2,85,422.30
Other Current Assets	-	-	-	-	-	-
	9,00,63,015.42	1,11,49,73,092.18	29,79,597.80	25,20,179.08	1,21,05,35,884.48	1,06,54,13,730.94
Misc/Deferred Revenue Exps.						
	-	-	-	-	-	-

Date: 10.08.2018
Place: Auroville

AS PER OUR REPORT OF EVEN DATE
For SANGARANARAYANANE & CO
Chartered Accountants
Firm Regn. No: 013375S



Mohan Verghese
Mohan Verghese Chumkath
(Secretary)

P.R. Srinivasamurti
P.R. Srinivasamurti
(Under Secretary)

(S. SANGARANARAYANANE,
Partner
Membership No. 23375

AUROVILLE FOUNDATION
Auroville Foundation Bhavan
Auroville-605 101, Tamilnadu
CONSOLIDATED INCOME AND EXPENDITURE ACCOUNT OF FOUNDATION SECRETARIAT, AUROVILLE PROJECTS & SERVICES
FOR THE YEAR ENDED 31.03.2018

PARTICULARS	GROUP II				TOTAL	PREVIOUS YEAR 2016-17 TOTAL
	GUEST HOUSE TRUST	HOUSING DEVELOPMENT	NANDINI	PAVILION OF TIBETAN CULTURE		
INCOME						
To Academic Receipts & Sales/Service	7,65,20,964.97				7,65,20,964.97	6,81,57,884.64
To Grant/ Subsidies	1,40,183.00	21,10,75,570.71			21,12,15,753.71	14,80,62,218.52
To Income from Investments					-	-
To Other Income	9,111.75	55,210.00	45,06,121.00	3,77,869.00	49,48,311.75	51,87,779.17
To Prior period Income	5,187.00				5,187.00	-
TOTAL	A 7,66,75,446.72	21,11,30,780.71	45,06,121.00	3,77,869.00	29,26,90,217.43	22,14,07,882.33
EXPENDITURE						
By Academic Expenses & Activities & Programme	81,98,963.65	1,02,39,904.80	24,61,687.00	76,866.89	2,09,77,422.34	1,78,71,216.61
By Staff Payments & Establishment Expenses	1,12,14,588.89		12,72,804.41	2,95,851.92	1,27,83,245.22	1,19,49,679.20
By Administrative expenses and General Expense	69,10,276.88	7,05,278.03	1,80,804.00	27,002.20	78,23,361.11	64,52,518.63
By Transportation Expenses					-	-
By Repairs & Maintenance	1,48,97,817.67	4,240.00	1,16,962.00	16,325.21	1,50,35,344.88	1,21,48,811.08
By Finance Cost					-	-
By Other Expenses	2,05,79,723.00		96,970.00		2,06,76,693.00	1,86,46,603.99
By Prior Period Expenses					-	11,868.00
By Depreciation	83,98,077.55	5,79,63,298.00	10,658.00	4,63,129.61	6,68,35,163.16	1,27,96,184.00
TOTAL	B 7,01,99,447.64	6,89,12,720.83	41,39,885.41	8,79,175.83	14,41,31,229.71	7,98,76,881.51
BALANCE BEING SURPLUS / (DEFICIT) CARRIED TO CORPUS / CAPITAL FUND	A-B 64,75,999.08	14,22,18,059.88	3,66,235.59	(5,01,306.83)	14,85,58,987.72	14,15,31,000.82

Date: 10.08.2018
Place: Auroville

AS PER OUR REPORT OF EVEN DATE
For SANGARANARAYANANE & CO
Chartered Accountants
Firm Regn. No: 013375S
S. Sangaranarayana
(S. SANGARANARAYANANE)
Partner
Membership No. 23375



Mohan Verghese
Mohan Verghese Chumkath
(Secretary)

P.R. Srinivasamurthy
P.R. Srinivasamurthy
(Under Secretary)

AUROVILLE FOUNDATION
Auroville Foundation Bhavan
Auroville-605 101, Tamilnadu

CONSOLIDATED BALANCE SHEET OF FOUNDATION SECRETARIAT, AUROVILLE PROJECTS & SERVICES AS ON 31.03.2018

PARTICULARS	GROUP III					PREVIOUS YEAR 2016-17	
	UPASANA DESIGN STUDIO - PROJECTS	SOLAR KITCHEN	BHART NIVAS TRUST	MARTUAM HEALING TRUST	TOTAL	TOTAL	TOTAL
LIABILITIES							
Capital Fund	22,04,305.13	60,35,863.11	2,47,41,475.51	20,26,694.68	3,50,08,338.43	4,90,13,357.68	
Corpus Fund			2,80,94,473.22		2,80,94,473.22		
Reserves & Surplus							
Earmarked / Endowment Funds							
Loan Fund							
Secured Loans and Borrowings			3,67,203.78	2,28,000.00	5,95,203.78	5,16,051.00	
Unsecured Loans and Borrowings							
Deferred Credit Liabilities							
Current Liabilities							
(i) Sundry Creditors/Payable	85,255.50		1,54,236.00		2,39,491.50	1,43,125.08	
(ii) Other Current Liabilities			5,40,564.60		5,40,564.60	1,70,962.74	
(iii) Provisions	11,000.00	24,83,031.00	80,244.00		25,74,275.00	22,66,240.00	
	23,00,560.63	85,18,894.11	5,39,78,197.11	22,54,694.68	6,70,52,346.53	5,21,09,736.50	
ASSETS							
Fixed Assets							
(i) Tangible Assets	67,350.45	14,78,545.00	1,45,58,909.45	22,33,679.00	1,83,38,483.90	2,00,84,302.34	
(ii) Intangible Assets							
(iii) Capital Work-in-progress			3,26,04,272.22		3,26,04,272.22	2,01,39,896.22	
Investment							
Investment - Earmarked / Endowment Funds							
Investment - Others							
Current Assets							
Sundry Debtors/Receivables	9,92,569.25	13,98,650.00	1,47,550.00		25,38,769.25	25,82,470.00	
Loans and Advances	11,80,489.57	51,64,397.44	62,50,731.38	2,419.68	1,25,98,038.07	30,85,200.69	
Deposits	30,500.00	2,80,711.00	60,230.00		3,71,441.00	2,74,890.00	
Closing Stock		1,78,747.67		8,520.00	1,87,267.67	2,04,290.04	
Cash & Bank Balances	29,651.36	7,320.00	3,55,195.06	10,076.00	4,02,242.42	21,34,308.55	
Other Current Assets		10,523.00	1,309.00		11,832.00	36,04,378.66	
Misc/Deferred Revenue Exps.	23,00,560.63	85,18,894.11	5,39,78,197.11	22,54,694.68	6,70,52,346.53	5,21,09,736.50	

Date: 10.08.2018
Place: Auroville

AS PER OUR REPORT OF EVEN DATE
For SANGARANARAYANANE & CO
Chartered Accountants
Firm Regn. No: 013375S



Mohan Verghese
Mohan Verghese Chumkath
(Secretary)

P.R. Srinivasamurthy
P.R. Srinivasamurthy
(Under Secretary)

(S. SANGARANARAYANANE,
Partner
Membership No. 23375

AUROVILLE FOUNDATION
Auroville, Foundation Bhavan
Auroville-605 101, Tamilnadu
CONSOLIDATED INCOME AND EXPENDITURE ACCOUNT OF FOUNDATION SECRETARIAT, AUROVILLE PROJECTS & SERVICES
FOR THE YEAR ENDED 31.03.2018

PARTICULARS	GROUP III					TOTAL	PREVIOUS YEAR 2016-17 TOTAL
	UPASANA DESIGN STUDIO - PROJECTS	SOLAR KITCHEN	BHART NIVAS TRUST	MARTUVAM HEALING TRUST			
INCOME							
To Academic Receipts & Sales/Service	10,77,868.00	9,91,500.00	54,23,542.90	21,288.00		75,14,198.90	73,66,624.10
To Grant/ Subsidies		12,56,092.00	32,67,634.31			45,23,726.31	2,30,11,500.18
To Income from Investments						-	-
To Other Income	14,32,269.45	2,57,36,821.30	17,01,320.84			2,88,70,411.59	2,47,71,460.03
To Prior period Income			1,09,922.15			1,09,922.15	-
TOTAL	A 25,10,137.45	2,79,84,413.30	1,05,02,420.20	21,288.00	4,10,18,258.95	5,51,49,584.31	
EXPENDITURE							
By Academic Expenses & Activities & Programme	19,25,361.60	1,65,51,790.52	8,12,082.96	23,114.00		1,93,12,349.08	1,75,47,456.92
By Staff Payments & Establishment Expenses		94,40,725.10	31,33,153.85			1,25,73,878.95	1,20,66,350.87
By Administrative expenses and General Expense:	4,43,917.13	2,68,613.79	3,93,659.75	3,380.00		11,09,570.67	17,34,417.60
By Transportation Expenses						-	-
By Repairs & Maintenance	600.00	4,15,751.38	12,25,284.83	9,900.00		16,51,536.21	24,45,363.54
By Finance Cost						-	606.00
By Other Expenses	1,200.00		22,94,179.63	49,438.00		22,95,379.63	29,40,969.73
By Prior Period Expenses						49,438.00	-
By Depreciation	10,007.00	2,29,340.00	20,09,703.00	2,53,749.00		25,02,799.00	23,08,408.46
TOTAL	B 23,81,085.73	2,69,06,220.79	99,17,502.02	2,90,143.00	3,94,94,951.54	3,90,43,573.12	
BALANCE BEING SURPLUS / (DEFICIT) CARRIED TO CORPUS / CAPITAL FUND	A-B	1,29,051.72	10,78,192.51	5,84,918.18	(2,68,855.00)	15,23,307.41	1,61,06,011.19

Date: 10.08.2018
Place: Auroville

AS PER OUR REPORT OF EVEN DATE
For SANGARANARAYANANE & CO
Chartered Accountants
Firm Regn. No: 0133755
S. Sangaranarayana
(S. SANGARANARAYANANE)
Partner
Membership No. 23375



Mohan Verghese
Mohan Verghese Chumkath
(Secretary)


P.R. Srinivasamurthy
P.R. Srinivasamurthy
(Under Secretary)

AUROVILLE FOUNDATION
Auroville Foundation Bhavan
Auroville-605 101, Tamilnadu
CONSOLIDATED BALANCE SHEET OF FINANCE ACTIVITIES AS ON 31.03.2018

PARTICULARS	CURRENT YEAR 2017-18		TOTAL	PREVIOUS YEAR
	AUROVILLE MAINTENANCE	AUROVILLE UNITY FUND		2016-17
Capital/Corpus Fund and Liabilities				
Capital Fund				
Corpus Fund	2,89,15,027.76	4,87,63,104.35	7,76,78,132.11	7,92,26,639.89
Reserves & Surplus	-	-	-	-
Earmarked / Endowment Funds	-	-	-	-
Loan Fund				
Secured Loans and Borrowings	-	-	-	-
Unsecured Loans and Borrowings	-	-	-	-
Deferred Credit Liabilities	-	-	-	-
Current Liabilities				
(i) Sundry Creditors/Payable	53,44,59,558.53	21,56,49,749.99	75,01,09,308.52	63,42,97,678.14
(ii) Other Current Liabilities	-	-	-	-
(iii) Provisions	-	-	-	-
	56,33,74,586.29	26,44,12,854.34	82,77,87,440.63	71,35,24,318.03
ASSETS				
Fixed Assets				
(i) Tangible Assets	30,251.83	-	30,251.83	-
(ii) Intangible Assets	-	-	-	-
(iii) Capital Work-in-progress	-	-	-	-
Investment				
Investment - Earmarked / Endowment Funds	13,57,72,673.88	8,14,75,297.86	21,72,47,971.74	18,70,42,188.34
Investment - Others	-	-	-	-
Currents Assets, Loans & Advances				
(i) Sundry Debtors/Receivables	4,15,30,221.54	3,32,24,847.04	7,47,55,068.58	6,49,87,663.29
(ii) Loans and Advances	-	-	-	-
(iii) Deposits	-	-	-	-
(iv) Closing Stock	33,47,63,971.76	13,50,12,487.66	46,97,76,459.42	40,88,06,272.13
(v) Cash & Bank Balances	5,12,77,467.28	1,47,00,221.78	6,59,77,689.06	5,26,88,194.27
(vi) Other Current Assets	-	-	-	-
Misc/Deferred Revenue Exps.	56,33,74,586.29	26,44,12,854.34	82,77,87,440.63	71,35,24,318.03

Date: 10.08.2018
Place: Auroville


P.R. Srinivasamurti
(Under Secretary)

AS PER OUR REPORT OF EVEN DATE
For SANGARANARAYANANE & CO
Chartered Accountants
Firm Regn. No: 013375S

(S. SANGARANARAYANANE,
Partner
Membership No. 23375




Mohan Verghese Chumkath
(Secretary)

AUROVILLE FOUNDATION
Auroville Foundation Bhavan
Auroville-605 101, Tamilnadu

CONSOLIDATED INCOME AND EXPENDITURE ACCOUNT OF FINANCE ACTIVITIES FOR THE YEAR ENDED 31.03.2018

PARTICULARS	CURRENT YEAR 2017-18		TOTAL	PREVIOUS YEAR 2016-17 TOTAL
	AUROVILLE MAINTENANCE	AUROVILLE UNITY FUND		
INCOME				
To Academic Receipts & Sales/Service	32,45,905.12		32,45,905.12	22,64,105.60
To Grant/ Subsidies			-	-
To Income from Investments	2,69,80,384.40	87,47,996.06	3,57,28,380.46	4,22,63,695.23
To Other Income	35,97,217.28		35,97,217.28	31,68,652.49
To Prior period Income	-		-	-
TOTAL	3,38,23,506.80	87,47,996.06	4,25,71,502.86	4,76,96,453.32
EXPENDITURE				
By Academic Expenses & Activities & Programme			-	-
By Staff Payments & Establishment Expenses			-	-
By Administrative expenses and General Expenses	53,49,101.09		53,49,101.09	30,20,334.03
By Transportation Expenses			-	-
By Repairs & Maintenance			-	-
By Finance Cost	4,816.49		4,816.49	8,088.47
By Other Expenses	2,26,09,035.00	87,47,996.06	3,13,57,031.06	4,54,96,758.92
By Prior Period Expenses			-	-
By Depreciation	5,338.00		5,338.00	-
TOTAL	2,79,68,290.58	87,47,996.06	3,67,16,286.64	4,85,25,191.42
BALANCE BEING SURPLUS / (DEFICIT) CARRIED TO CORPUS / CAPITAL FUND	58,55,216.22	-	58,55,216.22	(8,28,738.10)

Date: 10.08.2018
Place: Auroville


P.R. Srinivasamurthy
(Under Secretary)



AS PER OUR REPORT OF EVEN DATE
For SANGARANARAYANANE & CO
Chartered Accountants
Firm Regn. No: 013375S
S. Sangaranarayana
(S. SANGARANARAYANANE)
Partner
Membership No. 23375


Mohan Verghese Chumkath
(Secretary)

AUROVILLE FOUNDATION
Auroville Foundation Bhavan
Auroville-605 101, Tamilnadu

CONSOLIDATED BALANCE SHEET OF FURTHERANCE ACTIVITIES AS ON 31.03.2018

PARTICULARS	CURRENT YEAR 2017 - 2018				PREVIOUS YEAR
	GROUP I	GROUP II	GROUP III	TOTAL	2016-17
Capital/Corpus Fund and Liabilities					
Capital Fund	66,20,56,482.01	6,40,01,099.96	15,86,09,382.59	88,46,66,964.56	84,38,77,567.25
Corpus Fund	27,57,953.00	2,15,092.00	11,59,20,017.29	11,88,93,062.29	13,04,19,486.29
Reserves & Surplus	5,87,884.20	-	5,11,676.00	5,87,884.20	1,90,73,405.90
Earmarked / Endowment Funds	-	-	-	5,11,676.00	5,04,420.00
Loan Fund					
Secured Loans and Borrowings	5,86,52,200.07	2,30,46,768.88	5,27,17,986.81	13,44,16,955.76	12,70,84,052.37
Unsecured Loans and Borrowings	-	-	-	-	-
Deferred Credit Liabilities	-	-	-	-	-
Current Liabilities					
(i) Sundry Creditors/Payable	7,30,66,963.94	3,96,35,345.42	6,85,85,267.66	18,12,87,577.02	15,80,86,309.05
(ii) Other Current Liabilities	1,94,70,935.95	88,98,020.88	87,43,361.42	3,71,12,318.25	2,82,51,321.14
(iii) Provisions	2,94,59,114.27	1,20,49,631.77	1,78,07,824.92	5,93,16,570.96	4,91,97,971.89
	84,60,51,533.44	14,78,45,958.91	42,28,95,516.69	1,41,67,93,009.04	1,35,64,94,533.89
Assets					
Fixed Assets					
(i) Tangible Assets	14,55,09,976.12	3,80,85,171.17	17,43,22,602.68	35,79,17,749.97	39,16,65,350.18
(ii) Intangible Assets	1,93,980.90	58,270.00	62,816.02	3,15,066.92	3,22,620.09
(iii) Capital Work-in-progress	64,41,707.37	-	1,45,95,166.50	2,10,36,873.87	7,07,94,098.11
Investment					
Investment - Earmarked / Endowment Funds	1,54,54,769.03	-	-	1,54,54,769.03	1,46,22,924.40
Investment - Others	3,48,15,618.61	-	-	3,48,15,618.61	3,61,68,330.66
Currents Assets ,Loans & Advances					
(i) Sundry Debtors/Receivables	9,91,88,546.84	1,36,84,045.60	4,84,50,734.00	16,13,23,326.44	10,75,05,600.18
(ii) Loans and Advances	7,91,32,646.28	2,54,97,597.12	4,78,18,200.16	15,24,48,443.56	12,14,31,285.97
(iii) Deposits	62,75,084.77	1,38,68,975.05	81,17,012.95	2,82,61,072.77	3,10,17,692.86
(iv) Closing Stock	22,14,55,787.15	2,80,19,331.15	4,36,69,995.20	29,31,45,113.50	25,31,78,508.72
(v) Cash & Bank Balances	21,89,41,771.56	2,60,23,009.97	7,24,94,509.52	31,74,59,291.05	31,31,77,366.92
(vi) Other Current Assets	1,86,41,644.81	26,09,558.85	1,33,64,479.66	3,46,15,683.32	1,65,75,955.80
Misc/Deferred Revenue Exps.					
	84,60,51,533.44	14,78,45,958.91	42,28,95,516.69	1,41,67,93,009.04	34,800.00
					1,35,64,94,533.89

Date: 10.08.2018
Place: Auroville

AS PER OUR REPORT OF EVEN DATE
For SANGARANARAYANANE & CO
Chartered Accountants
Firm Regn. No: 013375S



Mohan Verghese
Mohan Verghese Chumkath
(Secretary)

P.R. Srinivasamurti
P.R. Srinivasamurti
(Under Secretary)

(S. SANGARANARAYANANE,
Partner
Membership No. 23375

AUROVILLE FOUNDATION
Auroville Foundation Bhavan
Auroville-605 101, Tamilnadu

CONSOLIDATED INCOME AND EXPENDITURE ACCOUNT OF FURTHERANCE ACTIVITIES FOR THE YEAR ENDED 31.03.2018

PARTICULARS	CURRENT YEAR 2017-18			TOTAL	PREVIOUS YEAR 2016-17	
	GROUP I	GROUP II	GROUP III		TOTAL	
						TOTAL
INCOME						
To Academic Receipts & Sales/Service	84,50,80,796.55	13,91,79,846.98	37,92,44,787.97	1,36,35,05,431.50	1,22,58,58,079.95	
To Grant/ Subsidies	2,27,29,363.00	39,19,626.99	3,06,96,963.20	5,73,45,953.19	5,27,90,894.17	
To Income from Investments	98,96,937.53	11,32,779.34	17,01,231.07	1,27,30,947.94	1,29,05,073.10	
To Other Income	4,23,45,874.81	1,40,61,424.65	4,16,63,611.99	9,80,70,911.45	12,11,37,096.89	
To Prior period Income	1,06,809.15	15,62,442.55	3,51,000.00	20,20,251.70	6,25,032.97	
TOTAL	92,01,59,781.04	15,98,56,120.51	45,36,57,594.23	1,53,36,73,495.78	1,41,33,16,177.08	
EXPENDITURE						
By Academic Expenses & Activities & Programme	48,85,31,465.18	7,10,90,297.37	21,83,74,506.87	77,79,96,269.42	70,51,72,780.39	
By Staff Payments & Establishment Expenses	14,96,20,556.45	3,38,80,634.97	8,08,11,543.38	26,43,12,734.80	22,24,58,076.66	
By Administrative expenses and General Expenses	9,36,31,668.76	2,10,46,946.36	3,46,12,319.02	14,92,90,934.14	14,86,08,023.19	
By Transportation Expenses	-	-	-	-	-	
By Repairs & Maintenance	2,36,03,598.93	43,08,365.90	1,01,38,525.86	3,80,50,490.69	3,32,51,496.43	
By Finance Cost	3,17,286.00	1,56,072.73	-	4,73,358.73	29,33,774.72	
By Other Expenses	8,03,51,928.69	1,91,55,605.23	7,55,13,749.81	17,50,21,283.73	17,39,02,197.58	
By Prior Period Expenses	-	9,19,858.51	-	9,19,858.51	9,12,325.71	
By Depreciation	1,96,39,264.00	57,91,583.89	2,20,32,126.17	4,74,62,974.06	2,85,46,309.37	
TOTAL	85,56,95,768.01	15,63,49,364.96	44,14,82,771.11	1,45,35,27,904.08	1,31,57,84,984.05	
BALANCE BEING SURPLUS / (DEFICIT) CARRIED TO CORPUS / CAPITAL FUND	A-B	35,06,755.55	1,21,74,823.12	8,01,45,591.70	9,75,31,193.03	

Date: 10.08.2018
Place: Auroville

AS PER OUR REPORT OF EVEN DATE
For SANGARANARAYANANE & CO
Chartered Accountants
Firm Regn. No: 0133755



Mohan Verghese
Mohan Verghese Chumkath
(Secretary)

P.R. Srinivasamurthy
P.R. Srinivasamurthy
(Under Secretary)

S. Sangaranarayane
(S. SANGARANARAYANANE)
Partner
Membership No. 23375

AUROVILLE FOUNDATION
 Auroville Foundation Bhavan
 Auroville-605 101, Tamilnadu
CONSOLIDATED BALANCE SHEET OF FURTHERANCE ACTIVITIES AS ON 31.03.2018

PARTICULARS	GROUP I										PREVIOUS YEAR 2016-17	
	ABC TRUST	TEAM TRUST	ADPS TRUST	ALTECS TRUST	ANKUR TRUST	ARAVINDA TRUST	ARTISANA TRUST	AUROMICS TRUST	TOTAL	TOTAL	TOTAL	
Capital/Corpus Fund and Liabilities												
Capital Fund	7,02,83,850.97	6,44,74,629.63	3,66,65,295.97	7,09,92,126.65	93,90,293.35	31,47,67,828.34	6,62,26,744.05	2,92,55,713.05	66,20,56,482.01	27,57,953.00	63,86,73,170.32	
Corpus Fund		24,264.00		5,87,884.20			27,33,689.00		5,87,884.20		45,26,622.90	
Reserves & Surplus												
Earmarked / Endowment Funds												
Loan Fund												
Secured Loans and Borrowings	1,77,52,263.52	1,16,84,449.06	55,58,154.06	10,75,273.47			1,71,45,383.46	54,36,676.50	5,86,52,200.07		5,35,92,566.22	
Unsecured Loans and Borrowings												
Deferred Credit Liabilities												
Current Liabilities												
(i) Sundry Creditors/Payable	1,09,60,215.17	3,49,94,148.37	30,90,539.87	34,85,181.30	88,662.87	25,28,143.48	1,67,08,037.29	12,12,035.59	7,30,66,963.94		5,38,20,737.56	
(ii) Other Current Liabilities	76,66,229.69	25,15,037.02	2,20,346.19	4,06,062.00	1,33,258.82	34,78,744.50	49,99,492.30	51,765.23	1,94,70,935.95		1,34,30,154.61	
(iii) Provisions	27,21,428.47	73,22,310.46	16,44,899.93	20,45,885.00	28,161.00	27,66,114.00	69,02,122.41	60,28,193.00	2,94,59,114.27		2,43,16,225.86	
	10,93,83,988.02	12,10,14,838.54	4,71,79,236.02	7,85,92,412.62	96,40,376.04	32,35,40,830.32	11,47,15,468.51	4,19,84,383.37	84,60,51,533.44		78,83,59,477.47	
Assets												
Fixed Assets												
(i) Tangible Assets	2,84,44,088.52	76,20,440.99	50,73,515.67	1,04,50,543.70	20,42,864.00	4,09,32,659.05	4,15,22,724.80	94,23,149.39	14,55,09,976.12		18,92,16,603.16	
(ii) Intangible Assets	14,329.16			4,206.00			1,75,445.74		1,93,980.90		2,07,409.07	
(iii) Capital Work-in-progress	64,41,707.37								64,41,707.37		51,13,693.00	
Investment												
Investment - Earmarked / Endowment Funds												
Investment - Others			1,54,54,769.03			3,00,77,670.00		33,30,870.83	1,54,54,769.03		1,46,22,924.40	
			14,07,077.78						3,48,15,618.61		3,61,68,330.66	
Current Assets												
(i) Sundry Debtors/Receivables	83,95,213.76	2,13,68,447.29	19,55,396.61	1,43,12,341.91	11,88,797.21	3,41,76,201.25	1,03,18,056.33	74,74,092.48	9,91,88,546.84		5,60,80,476.79	
(ii) Loans and Advances	2,31,13,775.20	2,59,37,586.34	30,37,273.04	6,89,131.32	5,30,235.62	65,62,762.05	1,69,96,314.04	22,65,568.67	7,91,32,646.28		5,59,76,819.95	
(iii) Deposits	12,21,098.50	15,72,382.00	3,09,915.00	2,27,057.00	25,065.00	19,93,025.00	8,23,477.27	1,03,075.00	62,75,084.77		54,41,233.77	
(iv) Closing Stock	3,13,25,392.48	1,04,79,754.28	38,66,092.00	1,49,03,475.97	11,41,108.00	12,38,77,078.81	1,72,58,119.61	1,86,04,766.00	22,14,55,787.15		20,13,93,136.93	
(v) Cash & Bank Balances	84,58,003.78	4,90,41,507.29	1,50,34,632.06	3,56,28,941.56	46,16,012.21	8,31,76,257.43	2,24,52,434.44	5,33,982.79	21,89,41,771.56		21,47,70,704.00	
(vi) Other Current Assets	19,70,379.25	49,94,720.35	10,40,564.83	23,76,715.16	96,314.00	27,45,176.73	51,68,896.28	2,48,878.21	1,86,41,644.81		93,68,143.65	
	10,93,83,988.02	12,10,14,838.54	4,71,79,236.02	7,85,92,412.62	96,40,376.04	32,35,40,830.32	11,47,15,468.51	4,19,84,383.37	84,60,51,533.44		78,83,59,477.47	
Misc/Deferred Revenue Exps.												

AS PER OUR REPORT OF EVEN DATE
For SANGARANARAYANANE & CO
 Chartered Accountants
 Firm Regn. No: 013375S



S. Sangaranarayana
 (S. SANGARANARAYANANE,
 Partner
 Membership No. 23375

Mohan Verghese
 Mohan Verghese Chumkath
 (Secretary)

Date: 10.08.2018
 Place: Auroville

P.R. Srinivasamurti
 P.R. Srinivasamurti
 (Under Secretary)

AUROVILLE FOUNDATION
Auroville Foundation Bhavan
Auroville-605 101, Tamilnadu

CONSOLIDATED INCOME AND EXPENDITURE ACCOUNT OF FURTHERANCE ACTIVITIES FOR THE YEAR ENDED 31.03.2018

PARTICULARS	GROUP I										PREVIOUS YEAR 2016-17	
	ABC TRUST	TEAM TRUST	ADPS TRUST	ALTECS TRUST	ANKUR TRUST	ARAVINDA TRUST	ARTISANA TRUST	AUROMICS TRUST	TOTAL		TOTAL	
INCOME												
To Academic Receipts & Sales/Service	11,26,98,714.35	15,47,90,871.44	5,01,58,577.60	13,34,47,106.24	87,00,746.07	17,77,82,543.99	16,68,23,812.12	4,06,78,424.74		84,50,80,796.55	74,56,32,665.54	
To Grant/ Subsidies		2,25,24,110.00					2,05,253.00			2,27,29,363.00	2,24,09,974.93	
To Income from Investments		25,76,884.79	7,41,812.40	15,29,489.20	1,87,574.00	41,00,708.63	4,85,832.60	2,74,635.91		98,96,937.53	1,01,71,779.93	
To Other Income	57,60,851.85	96,28,240.00	15,82,875.67	15,29,717.18	2,32,314.87	1,60,05,278.83	50,27,523.38	25,79,073.03		4,23,45,874.81	6,55,45,916.55	
To Prior period Income		1,05,534.15					1,275.00			1,06,809.15	1,24,369.20	
TOTAL	11,84,59,566.20	18,96,25,640.38	5,24,83,265.67	13,65,06,312.62	91,20,634.94	19,78,88,531.45	17,25,43,696.10	4,35,32,133.68		92,01,59,781.04	84,36,84,706.15	
EXPENDITURE												
By Academic Expenses & Activities & Programme	5,64,49,416.93	13,04,36,016.48	1,97,65,197.06	9,54,75,533.89	31,79,098.50	8,47,31,029.47	7,81,99,411.60	2,02,95,761.25		48,85,31,465.18	45,13,80,084.92	
By Staff Payments & Establishment Expenses	1,96,72,114.63	1,87,23,074.38	1,44,37,926.68	86,16,740.39	31,29,935.55	3,94,36,976.32	3,25,04,780.97	1,30,99,007.53		14,96,20,556.45	13,34,77,303.48	
By Administrative expenses and General Expend	1,04,42,336.35	86,07,802.12	99,83,753.10	35,21,254.46	11,25,651.14	3,91,53,604.55	1,65,63,403.44	42,33,863.60		9,36,31,668.76	9,31,67,074.98	
By Transportation Expenses												
By Repairs & Maintenance	35,37,047.90	34,14,626.27	19,67,318.35	10,62,641.33	2,52,852.03	56,26,738.99	63,99,234.75	13,43,139.31		2,36,03,598.93	2,08,03,890.54	
By Finance Cost			35,000.00	49,723.00				2,32,563.00		3,17,286.00	26,07,537.00	
By Other Expenses	1,53,99,674.06	1,83,35,952.47	38,88,191.00	81,64,460.00	7,63,100.00	77,83,427.00	2,39,31,178.16	21,05,946.00		8,03,51,928.69	6,48,47,017.03	
By Prior Period Expenses											38,616.71	
By Depreciation	40,10,469.00	13,57,089.00	9,25,663.00	13,84,938.00	3,12,259.00	50,96,798.00	53,89,706.00	11,62,342.00		1,96,39,264.00	1,28,62,724.02	
TOTAL	10,95,11,058.87	18,08,74,560.72	5,09,83,049.19	11,82,75,291.07	87,62,896.22	18,18,28,574.33	16,29,87,714.92	4,24,72,622.69		85,56,95,768.01	77,91,84,248.68	
BALANCE BEING SURPLUS / (DEFICIT)	A-B	89,48,507.33	15,00,216.48	1,82,31,021.55	3,57,738.72	1,60,59,957.12	95,55,981.18	10,59,510.99		6,44,64,013.03	6,47,00,457.47	
CARRIED TO CORPUS / CAPITAL FUND												

Date: 10.08.2018
Place: Auroville

AS PER OUR REPORT OF EVEN DATE
For SANGARANARAYANANE & CO
Chartered Accountants
Firm Regn. No: 013375S



Mohan Verghese
Mohan Verghese Chumkath
(Secretary)

P.R. Srinivasamurthy
P.R. Srinivasamurthy
(Under Secretary)

S. Sangaranarayane
(S. SANGARANARAYANANE)
Partner
Membership No. 23375

AUROVILLE FOUNDATION
Auroville Foundation Bhavan
Auroville-605 101, Tamilnadu
CONSOLIDATED BALANCE SHEET OF FURTHERANCE ACTIVITIES AS ON 31.03.2018

PARTICULARS	GROUP II								PREVIOUS YEAR 2016-17	
	AUROMODE TRUST	GNP TRUST	AUORE TRUST	AUROSARJAN TRUST	AUROVILLE EXPORTS TRUST	DISCOVERY TRUST	FILAURE TRUST	INSIDE INDIA	TOTAL	TOTAL
Capital/Corpus Fund and Liabilities										
Capital Fund	2,18,60,867.39	38,39,169.10	1,52,31,853.29	50,96,207.62	8,09,328.03	21,69,215.58	19,50,285.34	1,30,44,173.61	6,40,01,099.96	5,93,55,557.87
Corpus Fund				2,15,092.00					2,15,092.00	2,15,092.00
Reserves & Surplus										
Earmarked / Endowment Funds										1,07,43,854.14
Loan Fund										
Secured Loans and Borrowings	50,74,618.00	21,80,567.69	3,41,670.15	80,207.00	1,08,60,663.74	36,84,932.30	7,25,000.00	99,110.00	2,30,46,768.88	2,15,62,957.82
Unsecured Loans and Borrowings										
Deferred Credit Liabilities										
Current Liabilities										
(i) Sundry Creditors/Payable	23,69,062.22	41,45,736.11	8,53,374.47	2,68,664.64	2,44,14,363.13	19,45,357.35	55,89,986.50	48,801.00	3,96,35,345.42	3,83,28,212.74
(ii) Other Current Liabilities	58,21,785.00	2,00,153.68	-	1,31,047.68	18,74,595.11	-	6,53,249.00	2,17,190.41	88,98,020.88	58,34,762.59
(iii) Provisions	12,53,666.00	10,45,889.00	3,01,339.11	9,98,348.00	78,67,769.66	1,78,141.00	86,939.00	3,17,540.00	1,20,49,631.77	81,38,737.90
	3,63,79,998.61	1,14,11,515.58	1,67,28,237.02	67,89,566.94	4,58,26,719.67	79,77,646.23	90,05,459.84	1,37,26,815.02	14,78,45,958.91	14,41,79,175.06
Assets										
Fixed Assets										
(i) Tangible Assets	1,82,57,129.60	21,83,761.00	4,00,663.70	21,97,220.61	86,20,677.84	35,59,508.42	9,08,317.00	19,57,893.00	3,80,85,171.17	4,96,55,237.24
(ii) Intangible Assets								58,270.00	58,270.00	65,322.00
(iii) Capital Work-in-progress										
Investment										
Investment - Earmarked / Endowment Funds										
Investment - Others										
Current Assets										
(i) Sundry Debtors/Receivables	37,67,429.66	2,42,048.95	2,64,199.00	10,44,649.93	46,86,158.79	3,59,600.08	26,62,491.09	6,57,468.10	1,36,84,045.60	1,12,60,097.29
(ii) Loans and Advances	16,68,873.97	23,68,464.71	(13,91,345.07)	11,41,949.91	1,81,49,210.67	1,50,673.00	14,084.76	33,95,685.17	2,54,97,597.12	2,60,36,595.81
(iii) Deposits	1,91,346.38	75,766.00	1,30,40,906.67	87,160.00	4,13,641.00	-	11,760.00	48,395.00	1,38,68,975.05	1,30,79,773.19
(iv) Closing Stock	1,05,13,347.00	41,06,763.17	3,19,787.16	13,23,312.00	67,97,356.82	23,63,599.00	25,95,166.00	-	2,80,19,331.15	2,04,42,014.87
(v) Cash & Bank Balances	8,33,836.15	21,55,950.05	38,35,831.54	8,37,612.63	68,75,605.55	15,28,285.73	27,91,167.07	71,64,741.25	2,60,23,009.97	2,21,90,607.70
(vi) Other Current Assets	11,48,035.85	2,78,761.70	2,58,194.02	1,57,661.86	2,84,069.00	16,000.00	22,473.92	4,44,362.50	26,09,558.85	14,14,726.96
Misc/Deferred Revenue Exps.										
	3,63,79,998.61	1,14,11,515.58	1,67,28,237.02	67,89,566.94	4,58,26,719.67	79,77,646.23	90,05,459.84	1,37,26,815.02	14,78,45,958.91	14,41,79,175.06

Date: 10.08.2018
Place: Auroville


P.R. Srinivasamurthy
(Under Secretary)


Mohan Verghese Chumkath
(Secretary)



AS PER OUR REPORT OF EVEN DATE
For SANGARANARAYANANE & CO
Chartered Accountants
Firm Regn. No: 013375S

(S. SANGARANARAYANANE,
Partner
Membership No. 23375

AUROVILLE FOUNDATION
Auroville Foundation Bhavan
Auroville-605 101, Tamilnadu

CONSOLIDATED INCOME AND EXPENDITURE ACCOUNT OF FURTHERANCE ACTIVITIES FOR THE YEAR ENDED 31.03.2018

PARTICULARS	GROUP II										PREVIOUS YEAR 2016-17	
	AUROMODE TRUST	GNP TRUST	AUORE TRUST	AURO SARJAN TRUST	AUROVILLE EXPORTS TRUST	DISCOVERY TRUST	FILAURE TRUST	INSIDE INDIA	TOTAL		TOTAL	
INCOME												
To Academic Receipts & Sales/Service	2,36,53,636.31	3,96,25,357.50	29,15,358.00	1,28,26,642.15	4,01,67,312.95	53,21,033.00	64,96,092.80	81,74,414.27	13,91,79,846.98		13,61,75,878.56	
To Grant/ Subsidies			18,19,839.00	15,34,966.00	5,64,821.99				39,19,626.99		16,92,688.80	
To Income from Investments		14,245.00	6,52,389.46	1,495.00			39,895.00	4,24,754.88	11,32,779.34		11,53,907.00	
To Other Income	28,45,171.40	3,87,950.58	1,27,966.12	2,42,210.10	61,40,372.74	2,19,796.12	63,000.00	40,34,957.59	1,40,61,424.65		92,19,513.11	
To Prior period Income		5,034.90			14,52,643.25			1,04,764.40	15,62,442.55		3,31,160.77	
TOTAL A	2,64,98,807.71	4,00,32,587.98	55,15,552.58	1,46,05,313.25	4,83,25,150.93	55,40,829.12	65,98,987.80	1,27,38,891.14	15,98,56,120.51		14,85,73,148.24	
EXPENDITURE												
By Academic Expenses & Activities & Program	94,00,162.91	2,41,33,237.83	20,50,487.81	47,51,019.36	1,96,98,463.79	14,76,183.15	60,68,986.37	35,11,756.15	7,10,90,297.37		6,59,59,081.26	
By Staff Payments & Establishment Expenses	73,77,729.61	40,00,765.82	51,014.40	44,96,662.10	1,38,18,410.13	11,28,709.92	2,15,285.00	27,92,057.99	3,38,80,634.97		2,80,40,691.32	
By Administrative expenses and General Expt	35,67,566.57	89,52,901.16	11,81,548.86	15,89,199.61	39,00,207.51	6,86,584.85	1,98,479.42	9,70,458.38	2,10,46,946.36		2,40,45,317.55	
By Transportation Expenses												
By Repairs & Maintenance	18,10,268.24	8,06,177.56	70,787.00	2,66,091.82	3,67,154.88	3,06,681.40	3,52,500.59	3,28,704.41	43,08,365.90		38,82,529.78	
By Finance Cost	575.00	1,55,497.73							1,56,072.73		2,60,497.72	
By Other Expenses	26,60,986.00	14,59,120.00	8,74,804.00	32,84,635.00	52,20,112.00	15,79,737.00	13,51,418.00	27,24,793.23	1,91,55,605.23		1,61,08,822.00	
By Prior Period Expenses	5,429.00				9,12,979.51			1,450.00	9,19,858.51		31,630.00	
By Depreciation	30,30,299.00	3,28,658.00	84,007.00	2,49,150.00	10,57,972.79	4,46,521.00	1,85,321.10	4,09,655.00	57,91,583.89		28,63,147.52	
TOTAL B	2,78,53,016.33	3,98,36,355.10	43,12,649.07	1,46,36,757.89	4,49,75,300.61	56,24,417.32	83,71,990.48	1,07,38,875.16	15,63,49,364.96		14,11,91,717.15	
BALANCE BEING SURPLUS / (DEFICIT)	A-B	(13,54,208.62)	1,96,229.88	(31,444.64)	33,49,850.32	(83,588.20)	(17,73,002.68)	20,00,015.98	35,06,755.55		73,81,431.09	
CARRIED TO CORPUS / CAPITAL FUND												

Date: 10.08.2018
Place: Auroville

AS PER OUR REPORT OF EVEN DATE
For SANGARANARAYANANE & CO
Chartered Accountants
Firm Regn. No: 013375S



Mohan Verghese
Mohan Verghese Chumkath
(Secretary)

P.R. Srinivasamurthy
P.R. Srinivasamurthy
(Under Secretary)

S. Sangaranarayane
(S. SANGARANARAYANANE)
Partner
Membership No. 23375

AUROVILLE FOUNDATION
Auroville Foundation Bhavan
Auroville-605 101, Tamilnadu

CONSOLIDATED BALANCE SHEET OF FURTHERANCE ACTIVITIES AS ON 31.03.2018

PARTICULARS	GROUP III								PREVIOUS YEAR
	KALKI TRUST	KATTIDA KALAI TRUST	MEREVILLE TRUST	NEW ENGINEERING TRUST	SWAGATAM TRUST	TOUJOURS MIEUX TRUST	ALL POUR TOUS TRUST	TOTAL	TOTAL
Capital/Corpus Fund and Liabilities									
Capital Fund	22,63,228.41	6,26,43,192.36	1,11,59,789.91	27,75,564.66	3,81,56,733.50	3,44,57,413.99	71,53,459.76	15,86,09,382.59	14,58,48,839.06
Corpus Fund					6,89,72,075.00		4,69,47,942.29	11,59,20,017.29	13,02,04,394.29
Reserves & Surplus		2,01,476.00			3,10,200.00			5,11,676.00	38,02,928.86
Earmarked / Endowment Funds									5,04,420.00
Loan Fund									
Secured Loans and Borrowings		2,70,31,231.04		14,41,192.69	2,20,34,935.04		22,10,628.04	5,27,17,986.81	5,19,28,528.33
Unsecured Loans and Borrowings									
Deferred Credit Liabilities									
Current Liabilities									
(i) Sundry Creditors/Payable	85,79,025.96	3,51,56,673.90	5,800.00	46,03,619.58	1,26,90,224.35	40,57,896.87	34,92,027.00	6,85,85,267.66	6,59,37,358.75
(ii) Other Current Liabilities	5,17,426.28	1,12,438.17	18,878.00	4,72,367.75	68,04,482.80	6,23,371.00	1,94,397.42	87,43,361.42	89,86,403.94
(iii) Provisions	11,17,613.92	47,26,064.00	1,98,541.00	15,93,493.00	57,97,500.00	43,63,417.00	11,196.00	1,78,07,824.92	1,67,43,008.13
	1,24,77,294.57	12,98,71,075.47	1,13,83,008.91	1,08,86,237.68	15,47,66,150.69	4,35,02,098.86	6,00,09,650.51	42,28,95,516.69	42,39,55,881.36
Assets									
Fixed Assets									
(i) Tangible Assets	16,05,599.02	5,25,17,648.88	57,58,098.07	14,58,142.00	7,53,66,463.41	26,80,538.30	3,49,36,113.00	17,43,22,602.68	15,27,93,509.78
(ii) Intangible Assets				31.00	62,785.02			62,816.02	49,889.02
(iii) Capital Work-in-progress					1,45,95,166.50			1,45,95,166.50	6,56,80,405.11
Investment									
Investment - Earmarked / Endowment Funds									
Investment - Others									
Current Assets									
(i) Sundry Debtors/Receivables	4,60,809.90	1,31,87,788.38	34,75,828.00	1,68,234.00	69,51,929.88	46,46,219.35	1,95,59,924.49	4,84,50,734.00	4,01,65,026.10
(ii) Loans and Advances	5,22,170.00	1,99,26,391.42	4,86,390.70	81,46,946.26	1,65,96,351.94	7,35,707.84	14,02,242.00	4,78,18,200.16	3,94,17,870.21
(iii) Deposits	2,55,245.00	11,85,436.95	2,36,038.00		54,95,863.00	7,32,950.00	2,11,480.00	81,17,012.95	1,24,96,685.90
(iv) Closing Stock	29,69,690.00	1,48,54,067.88	3,81,835.54		1,32,24,648.15	98,28,869.63	24,10,894.00	4,36,69,995.20	3,13,43,354.92
(v) Cash & Bank Balances	62,42,486.95	2,79,55,636.78	8,31,016.66	1,62,013.42	1,23,36,941.79	2,42,61,434.14	7,04,979.78	7,24,94,509.52	7,62,16,055.13
(vi) Other Current Assets	4,21,303.70	2,44,105.18	2,13,801.94	9,50,871.00	1,01,34,001.00	6,16,379.60	7,84,017.24	1,33,64,479.66	57,93,085.19
Misc/Deferred Revenue Exps.									
	1,24,77,294.57	12,98,71,075.47	1,13,83,008.91	1,08,86,237.68	15,47,66,150.69	4,35,02,098.86	6,00,09,650.51	42,28,95,516.69	42,39,55,881.36

Date: 10.08.2018
Place: Auroville

AS PER OUR REPORT OF EVEN DATE
For SANGARANARAYANANE & CO



Mohan Verghese
Mohan Verghese Chumkath
(Secretary)

P.R. Srinivasamurti
P.R. Srinivasamurti
(Under Secretary)

Chartered Accountants
Firm Regn. No: 013375S

S. Sangaranarayana
(S. SANGARANARAYANANE,
Partner
Membership No. 23375

CONSOLIDATED INCOME AND EXPENDITURE ACCOUNT OF FURTHERANCE ACTIVITIES FOR THE YEAR ENDED 31.03.2018

PARTICULARS	GROUP III								PREVIOUS YEAR 2016-17	
	KALKI TRUST	KATTIDA KALAI TRUST	MEREVILLE TRUST	NEW ENGINEERING TRUST	SWAGATAM TRUST	TOUJOURS MIEUX TRUST	ALL POUR TOUS TRUST	TOTAL	TOTAL	TOTAL
INCOME										
To Academic Receipts & Sales/Service	6,40,84,260.08	15,00,93,140.91	1,04,73,795.41	12,69,000.00	11,26,31,712.71	3,15,95,176.84	90,97,702.02	37,92,44,787.97	34,40,49,535.85	
To Grant/ Subsidies		2,48,46,196.20			34,467.00			3,06,96,963.20	2,86,88,230.44	
To Income from Investments	30,564.00	96,069.46	72,107.00		63,405.00	14,39,085.61		17,01,231.07	15,79,386.17	
To Other Income	93,29,691.22	58,46,821.68	2,22,112.21		52,41,874.65	2,72,886.32	2,07,50,225.91	4,16,63,611.99	4,63,71,667.23	
To Prior period Income	-	2,68,000.00		83,000.00				3,51,000.00	1,69,503.00	
TOTAL	A 7,34,44,515.30	18,11,50,228.25	1,07,68,014.62	13,52,000.00	11,79,71,459.36	3,33,07,148.77	3,56,64,227.93	45,36,57,594.23	42,08,56,322.69	
EXPENDITURE										
By Academic Expenses & Activities & Programme	6,06,08,812.88	8,35,07,838.02	35,52,570.83		5,56,42,718.84	1,46,18,252.30	4,44,314.00	21,83,74,506.87	18,78,33,614.21	
By Staff Payments & Establishment Expenses	61,91,734.50	3,36,93,274.64	13,50,727.38	10,56,090.00	2,87,06,205.76	87,88,944.10	10,24,567.00	8,08,11,543.38	6,09,40,081.86	
By Administrative expenses and General Expens	38,52,040.33	1,72,13,288.59	26,18,394.87	44,999.55	83,40,433.97	16,55,637.18	8,87,524.53	3,46,12,319.02	3,13,95,630.66	
By Transportation Expenses										
By Repairs & Maintenance	2,64,661.78	49,72,651.11	3,88,591.00	71,135.00	18,52,041.41	3,76,928.56	22,12,517.00	1,01,38,525.86	85,65,076.11	
By Finance Cost									65,740.00	
By Other Expenses	22,48,205.00	2,95,28,493.81	10,67,357.00	1,80,000.00	1,17,62,266.00	47,92,445.00	2,59,34,983.00	7,55,13,749.81	9,29,46,358.55	
By Prior Period Expenses									8,42,079.00	
By Depreciation	2,54,596.00	64,69,039.00	9,06,104.17	2,18,652.00	78,78,338.00	4,39,423.00	58,65,974.00	2,20,32,126.17	1,28,20,437.83	
TOTAL	B 7,34,20,050.49	17,53,84,585.17	98,83,745.25	15,70,876.55	11,41,82,003.98	3,06,71,630.14	3,63,69,879.53	44,14,82,771.11	39,54,09,018.22	
BALANCE BEING SURPLUS / (DEFICIT)	A-B	24,464.81	57,65,643.08	8,84,269.37	(2,18,876.55)	37,89,455.38	(7,05,651.60)	1,21,74,823.12	2,54,49,304.47	
CARRIED TO CORPUS / CAPITAL FUND										

Date: 10.08.2018
Place: Auroville

AS PER OUR REPORT OF EVEN DATE
For SANGARANARAYANANE & CO
Chartered Accountants
Firm Regn. No: 0133755
S. Sangaranarayana
(S. SANGARANARAYANANE)
Partner
Membership No. 23375



Mohan Verghese
Mohan Verghese Chumkath
(Secretary)

P.R. Srinivasamurthy
P.R. Srinivasamurthy
(Under Secretary)

AUROVILLE FOUNDATION
Auroville Foundation Bhavan
Auroville-605 101, Tamilnadu

CONSOLIDATED FIXED ASSETS - SCHEDULE

Sl. No	Name of the Assets	Rate of Dep	Gross Block				Depreciation Block				Net Block			
			Op.Balance	Additions	Deductions	Transfer	Cl. Balance	Depn O/B	Depreciation	Deductions /Adjustment	Deppn Cl	Current Year 31.03.2018	Previous Year 31.03.2017	
(i) TANGIBLE ASSETS														
1	Audio Visual Equipment @ 10%	10%	10,133.00	-	-	-	-	10,133.00	6,137.33	(466.00)	(1,212.62)	6,883.95	3,249.05	3,995.67
2	Audio Visual Equipment @ 15%	15%	66,56,354.42	3,74,348.00	48,681.00	-	-	73,69,023.42	18,26,956.18	8,09,255.00	(76,380.82)	27,12,592.00	46,56,400.35	48,29,938.24
3	Books @ 60%	60%	24,92,942.36	65,020.48	-	-	-	26,53,262.52	16,14,369.60	1,80,256.44	(6,89,508.65)	24,84,134.69	1,69,127.83	8,78,572.76
4	Books @ 100%	100%	9,390.00	-	-	-	-	9,390.00	9,390.00	-	-	9,390.00	-	-
5	Buildings @ 5%	5%	6,62,52,035.16	-	-	-	-	6,62,52,035.16	1,45,72,524.24	24,45,080.00	(31,89,918.56)	2,02,07,502.80	4,60,44,532.36	5,16,79,510.92
6	Buildings @ 10%	10%	2,07,94,38,374.25	3,49,15,030.30	16,99,52,215.21	7,24,131.00	-	2,28,08,05,069.95	27,42,81,968.82	16,34,75,555.53	(36,62,63,739.11)	80,40,21,061.46	1,47,65,84,007.49	1,80,51,56,407.43
7	Buildings @ 40%	40%	8,82,649.00	-	-	-	-	8,82,649.00	8,64,749.00	11,160.00	-	8,75,909.00	16,740.00	27,800.00
8	Computer & Peripherals @ 15%	15%	26,88,687.00	-	-	-	-	26,88,687.00	11,88,841.80	2,99,426.00	(2,99,426.00)	12,18,607.00	14,70,080.00	14,99,645.20
9	Computer & Peripherals @ 40%	40%	4,09,04,596.50	38,44,177.05	56,26,311.20	(9,289.00)	-	4,96,57,202.54	2,09,55,275.56	97,30,735.56	(38,21,948.32)	3,45,07,959.02	1,51,49,243.52	1,99,49,311.36
10	Computer & Peripherals @ 60%	60%	64,961.00	83,300.00	-	-	-	1,48,261.00	9,217.00	83,306.00	-	92,723.00	55,544.00	55,544.00
11	Electrical Fittings @ 10%	10%	1,37,190.15	-	-	-	-	1,37,190.15	13,88,922.05	-	-	81,17,393.06	1,37,190.15	1,37,190.15
12	Electrical Fittings @ 40%	40%	1,87,79,407.99	9,46,533.00	23,88,486.51	(1,01,650.00)	-	2,12,17,089.93	54,00,460.81	13,88,922.05	(13,28,010.20)	1,30,99,695.87	1,30,99,695.87	1,33,78,947.18
13	Electrical Installation and Equipments @ 15%	15%	1,54,42,523.28	12,92,120.45	18,03,799.17	27,328.00	-	1,84,18,083.40	9,60,598.16	24,45,208.53	(2,23,480.01)	36,29,206.70	1,47,88,786.70	1,44,81,925.12
14	Furniture, Fixtures & Fittings @ 0%	0%	3,66,977.85	-	-	-	-	3,66,977.85	76,86,989.85	-	-	97,005.85	3,66,977.85	3,66,977.85
15	Furniture, Fixtures & Fittings @ 10%	10%	10,78,08,825.80	40,24,297.16	66,65,352.07	4,48,453.75	-	11,76,82,086.63	3,88,50,095.28	76,86,989.85	(76,86,989.85)	4,34,40,059.28	7,42,42,027.35	7,19,38,730.52
16	Furniture, Fixtures & Fittings @ 15%	15%	8,06,143.00	75,646.00	-	-	-	8,81,789.00	4,41,672.60	(31,432.59)	-	4,10,240.01	4,71,549.00	3,64,470.41
17	Land @ 0%	0%	37,43,28,119.73	1,33,66,999.00	-	-	-	39,48,52,089.73	-	-	-	39,48,52,089.73	37,43,28,119.73	37,43,28,119.73
18	Lib Books & Scientific Journals @ 40%	40%	4,24,103.49	15,914.00	10,723.00	1,24,480.74	-	4,50,740.49	1,14,030.00	1,32,897.00	(8,907.00)	2,55,834.00	1,94,906.49	3,10,073.49
19	Lib Books & Scientific Journals @ 60%	60%	3,72,816.00	-	-	-	-	3,72,816.00	31,380.00	3,04.00	-	4,66,490.50	20,920.00	93,467.40
20	Live Stock @ 0%	0%	3,96,553.84	-	-	-	-	3,96,553.84	-	-	-	3,96,553.84	3,96,553.84	3,96,553.84
21	Office Equipment @ 0%	0%	5,68,215.75	-	-	-	-	5,68,215.75	-	-	-	5,68,215.75	5,68,215.75	5,68,215.75
22	Office Equipment @ 7.5%	8%	65,000.00	-	-	-	-	65,000.00	43,875.00	(10,828.00)	-	33,047.00	31,965.00	21,125.00
23	Office Equipment @ 10%	10%	35,95,203.41	24,872.00	13,250.00	-	-	36,33,125.41	15,90,265.26	1,32,473.55	(6,12,312.37)	22,35,051.18	13,98,074.23	20,04,838.15
24	Office Equipment @ 15%	15%	7,24,12,273.30	19,81,733.07	1,68,89,044.62	1,24,480.74	-	9,03,82,811.25	2,84,38,916.03	80,74,431.17	(67,54,926.96)	4,32,68,274.16	4,71,14,527.09	4,39,73,357.27
25	Others : Work of art @ 10%	10%	39,039.00	-	-	-	-	39,039.00	6,208.00	3,004.00	(2,791.00)	12,003.00	27,036.00	32,831.00
26	Others @ 40%	40%	5,55,502.50	-	-	-	-	4,75,490.50	5,46,502.50	-	-	6,000.00	9,000.00	9,000.00
27	Plant & Machinery @ 0%	0%	50,887.25	-	-	-	-	50,887.25	-	-	-	50,887.25	50,887.25	50,887.25
28	Plant & Machinery @ 5%	5%	7,72,138.00	-	-	-	-	7,72,138.00	1,54,428.00	2,66,560.00	(1,82,128.00)	6,03,116.00	1,69,022.00	6,17,710.00
29	Plant & Machinery @ 15%	15%	26,68,94,311.05	1,32,14,413.99	1,90,11,154.45	11,39,863.00	-	29,35,42,535.75	8,95,57,177.00	2,46,64,939.28	(2,94,42,075.31)	14,39,64,191.57	14,95,40,044.18	17,73,37,134.05
30	Roads & Bridges @ 10%	10%	1,62,08,964.00	-	-	-	-	1,62,08,964.00	3,24,179.00	16,20,896.00	-	19,45,075.00	1,42,63,889.00	1,58,54,785.00
31	Saving Energy Devices @ 80%	80%	1,34,112.00	-	-	-	-	1,34,112.00	46,838.50	515.00	(86,529.50)	1,33,983.00	129.00	87,173.50
32	Scientific & Laboratory Equipment @ 10%	10%	8,30,457.85	-	-	-	-	8,30,457.85	3,64,223.84	10,262.00	(1,11,233.05)	4,85,718.89	3,44,738.96	4,66,234.01
33	Scientific & Laboratory Equipment @ 15%	15%	3,17,171.85	-	-	-	-	3,17,171.85	1,32,632.55	26,973.00	(4,720.45)	1,64,326.00	1,52,845.85	1,84,539.30
34	Scientific & Laboratory Equipment @ 8%	8%	21,196.00	-	-	-	-	21,196.00	14,190.00	(3,293.00)	-	14,402.00	6,794.00	7,006.00
35	Sewerage & Drainage @ 10%	10%	58,94,206.25	-	-	-	-	58,94,206.25	2,84,711.00	5,89,420.00	-	8,84,131.00	50,10,075.25	55,99,952.25
36	Solar Equipments @ 40%	40%	90,93,877.17	12,82,366.00	6,42,989.00	1,86,360.00	-	1,06,76,149.02	72,88,164.61	11,27,604.00	(5,06,732.83)	87,22,501.44	19,53,647.95	18,05,712.56
37	Solar Equipments @ 80%	80%	39,49,460.50	-	-	-	-	39,49,460.50	25,09,852.00	6,959.00	(14,34,380.00)	39,51,191.00	14,815.50	14,39,608.50
38	Tube wells & Water Supply @ 0%	0%	9,04,169.70	-	-	-	-	9,04,169.70	3,55,453.00	3,50,633.00	-	16,21,716.80	9,04,169.70	9,04,169.70
39	Tube wells & Water Supply @ 10%	10%	40,79,866.43	11,696.43	4,35,393.00	-	-	45,27,045.86	3,55,453.00	3,50,633.00	(9,15,630.80)	29,05,329.06	37,24,513.43	28,41,985.44
40	Tube wells & Water Supply @ 15%	15%	29,34,540.44	2,18,079.00	1,20,390.00	-	-	32,73,009.44	92,555.00	4,22,965.67	(10,13,463.00)	15,28,283.67	17,44,725.77	28,41,985.44
41	Vehicles @ 0%	0%	3,36,590.00	-	-	-	-	3,36,590.00	-	-	-	3,36,590.00	3,36,590.00	3,36,590.00
42	Vehicles @ 10%	10%	26,07,347.24	72,681.00	-	-	-	26,80,028.24	8,67,495.24	2,71,682.76	-	11,39,178.00	15,40,850.24	17,39,852.00
43	Vehicles @ 15%	15%	3,63,28,194.36	6,23,327.00	25,27,972.32	9,28,080.00	-	3,85,63,793.96	1,64,85,443.43	27,83,611.87	(2,09,543.09)	1,94,78,598.39	1,90,85,195.57	1,98,42,750.93
44	Small Value Assets @ 100%	100%	15,449.00	-	-	-	-	15,449.00	-	-	-	8,740.00	-	-
45	Other : Fixed Assets Scrap		23,77,863.00	-	-	-	-	26,08,242.00	-	-	-	8,740.00	-	-
(ii) INTANGIBLE ASSETS														
46	WebsiteDevelopment @ 25%	25%	72,417.00	14,354.00	-	-	-	86,771.00	14,999.00	15,238.00	(2,328.00)	32,565.00	54,206.00	57,418.00
47	Patents & Copyrights		8,98,934.00	-	-	-	-	8,98,934.00	4,63,267.44	1,99,763.00	(3,63,386.00)	2,99,644.44	5,99,289.56	4,35,666.56
48	Computer Software @ 20%	20%	2,55,866.00	-	-	-	-	2,55,866.00	1,71,087.00	20,229.00	(47,334.00)	2,38,650.00	17,286.00	84,849.00
49	Computer Software @ 40%	40%	3,75,64,569.53	24,24,936.44	29,70,631.77	1,43,876.00	-	4,22,67,120.54	2,99,32,147.77	41,01,540.98	(5,69,829.06)	3,46,03,516.91	76,63,603.63	76,32,421.76
50	Computer Software @ 60%	60%	10,78,143.40	-	-	-	-	11,73,493.40	10,41,302.60	33,804.00	(2.00)	10,75,108.60	98,384.80	36,840.80
(iii) CAPITAL WORK-IN-PROGRESS														
51	CapitalWorkInProgress	0%	79,02,13,605.08	15,92,87,012.11	27,94,50,824.31	8,80,72,690.48	-	1,04,02,92,093.87	1,74,790.00	-	-	1,74,790.00	1,04,01,17,303.87	79,00,38,815.08
Total			3,97,93,42,814.88	23,83,58,856.48	51,97,89,963.24	9,16,84,323.97	4,63,04,561,996.83	53,93,02,085.33	23,36,56,716.73	(41,64,66,973.46)	(1,18,94,25,775.52)	3,34,10,30,421.42	3,44,00,40,429.56	3,33,93,31,223.93

Less: Inter Unit Adjustment 10,07,09,205.63

Grand Total 3,57,93,42,814.88 23,83,58,856.48 51,97,89,963.24 9,16,84,323.97 4,63,04,561,996.83 53,93,02,085.33 23,04,68,738.73 (41,64,66,973.46) 1,18,94,25,775.52 3,11,53,50,565.79 3,33,93,31,223.93

**EDUCATION RESEARCH & HRD
FIXED ASSETS- SCHEDULE**

S/N	Name of the Assets	Rate of Dep	Gross Block				Depreciation Block				Net Block			
			Op. Balance	Additions		Deductions	Transfer	Cl. Balance	Depn. O/B	Depreciation	Deductions /Adjustment	Depn. Cl	Current Year 31.03.2018	Previous Year 31.03.2017
				1st half-year	2nd half-year									
(I)	TANGIBLE ASSETS													
1	Audio Visual Equipment @ 10%	10%	-	-	-	-	-	-	-	-	-	-	-	
2	Audio Visual Equipment @ 15%	15%	1,91,610.56	-	-	-	-	-	-	-	-	81,986.56	1,12,962.05	
3	Books @ 60%	60%	24,44,658.36	-	-	-	-	-	-	-	-	1,65,403.83	8,77,648.76	
4	Books @ 100%	100%	9,390.00	63,403.48	92,550.68	-	-	-	-	-	-	9,390.00	-	
5	Buildings @ 5%	5%	3,19,20,857.45	-	-	-	-	-	-	-	-	1,85,95,264.90	2,27,64,933.46	
6	Buildings @ 10%	10%	36,14,85,352.61	-	-	-	-	-	-	-	-	21,97,45,056.75	27,98,62,371.71	
7	Buildings @ 40%	40%	-	-	-	-	-	-	-	-	-	-	-	
8	Computer & Peripherals @ 15%	15%	-	-	-	-	-	-	-	-	-	-	-	
9	Computer & Peripherals @ 40%	40%	59,54,789.93	7,91,911.00	1,72,338.00	2,55,046.00	-	-	-	-	-	10,88,744.29	11,82,723.21	
10	Computer & Peripherals @ 60%	60%	-	-	-	-	-	-	-	-	-	-	-	
11	Electrical Fittings @ 0%	0%	-	-	-	-	-	-	-	-	-	-	-	
12	Electrical Fittings @ 10%	10%	1,575.00	-	-	-	-	-	-	-	-	1,665.00	-	
13	Electrical Installation and Equipments @ 15%	15%	2,86,896.94	1,850.00	-	-	-	-	-	-	-	1,72,479.94	2,39,299.15	
14	Furniture Fixtures & Fittings @ 0%	0%	-	-	-	-	-	-	-	-	-	-	-	
15	Furniture Fixtures & Fittings @ 10%	10%	2,56,13,860.61	2,24,822.00	20,91,904.00	1,30,606.00	-	-	-	-	-	1,46,38,990.90	1,42,52,517.17	
16	Furniture Fixtures & Fittings @ 15%	15%	3,92,371.00	63,946.00	-	-	-	-	-	-	-	2,59,755.00	1,97,446.99	
17	Land @ 0%	0%	-	-	-	-	-	-	-	-	-	-	-	
18	Lib Books & Scientific Journals @ 40%	40%	95,000.00	15,214.00	-	-	-	-	-	-	-	60,428.00	85,500.00	
19	Lib Books & Scientific Journals @ 60%	60%	-	-	-	-	-	-	-	-	-	-	-	
20	Live Stock @ 0%	0%	-	-	-	-	-	-	-	-	-	-	-	
21	Office Equipment @ 0%	0%	-	-	-	-	-	-	-	-	-	-	-	
22	Office Equipment @ 7.5%	8%	-	-	-	-	-	-	-	-	-	-	-	
23	Office Equipment @ 10%	10%	-	-	-	-	-	-	-	-	-	-	-	
24	Office Equipment @ 15%	15%	7,45,819.55	20,466.00	3,800.00	-	-	-	-	-	-	4,65,704.55	5,67,724.55	
25	Others : Workof art @ 10%	10%	39,039.00	-	-	-	-	-	-	-	-	27,036.00	32,831.00	
26	Others @ 40%	40%	-	-	-	-	-	-	-	-	-	-	-	
27	Plant & Machinery @ 0%	0%	-	-	-	-	-	-	-	-	-	-	-	
28	Plant & Machinery @ 5%	5%	-	-	-	-	-	-	-	-	-	-	-	
29	Plant & Machinery @ 15%	15%	3,20,74,394.00	12,33,836.00	17,08,257.50	6,39,450.50	-	-	-	-	-	1,30,64,066.41	1,77,82,029.87	
30	Roads & Bridges @ 10%	10%	-	-	-	-	-	-	-	-	-	-	-	
31	Saving Energy Devices @ 80%	80%	1,34,112.00	-	-	-	-	-	-	-	-	129.00	87,173.50	
32	Scientific & Laboratory Equipment @ 10%	10%	-	-	-	-	-	-	-	-	-	-	-	
33	Scientific & Laboratory Equipment @ 15%	15%	-	-	-	-	-	-	-	-	-	-	-	
34	Scientific & Laboratory Equipment @ 8%	8%	-	-	-	-	-	-	-	-	-	-	-	
35	Sewerage & Drainage @ 10%	10%	-	-	-	-	-	-	-	-	-	-	-	
36	Solar Equipments @ 40%	40%	5,215.00	-	-	-	-	-	-	-	-	2,972.00	4,954.00	
37	Solar Equipments @ 80%	80%	19,05,035.50	-	-	-	-	-	-	-	-	565.50	14,37,212.50	
38	Tupe wells & Water Supply @ 0%	0%	-	-	-	-	-	-	-	-	-	-	-	
39	Tupe wells & Water Supply @ 10%	10%	-	-	-	-	-	-	-	-	-	-	-	
40	Tupe wells & Water Supply @ 15%	15%	1,09,870.00	-	-	-	-	-	-	-	-	56,659.00	1,03,402.00	
41	Vehicles @ 0%	0%	-	-	-	-	-	-	-	-	-	-	-	
42	Vehicles @ 10%	10%	-	-	-	-	-	-	-	-	-	-	-	
43	Vehicles @ 15%	15%	94,25,248.41	18,350.00	9,750.00	6,360.00	-	-	-	-	-	30,48,371.00	35,65,767.03	
44	Small Value Assets @ 100%	100%	-	-	-	-	-	-	-	-	-	-	-	
45	Other : Fixed Assets Scrap		-	-	-	-	-	-	-	-	-	-	-	
(II)	INTANGIBLE ASSETS													
46	WebsiteDevelopment @ 25%	25%	-	-	-	-	-	-	-	-	-	-	-	
47	Patents & Copyrights	20%	-	-	-	-	-	-	-	-	-	-	-	
48	Computer Software @ 20%	20%	-	-	-	-	-	-	-	-	-	-	-	
49	Computer Software @ 40%	40%	46,29,500.00	2,86,090.00	7,54,165.00	4,73,832.00	-	-	-	-	-	10,24,819.00	5,82,101.50	
50	Computer Software @ 60%	60%	-	-	-	-	-	-	-	-	-	-	-	
(III)	CAPITAL WORK-IN-PROGRESS													
51	CapitalWorkinPgress	0%	3,34,34,422.40	5,34,43,687.00	3,38,47,871.36	7,58,17,458.40	-	-	-	-	-	4,49,06,522.36	3,34,34,422.40	
	Total		51,08,99,018.32	5,72,88,543.48	7,57,48,182.94	7,73,22,752.90	-	56,66,12,991.84	13,37,45,997.48	3,07,07,037.03	24,92,03,361.86	31,74,09,629.99	37,71,53,020.85	
	Less: Inter Unit Adjustment		-	-	-	-	-	-	-	-	-	-	-	
	Grand Total		51,08,99,018.32	5,72,88,543.48	7,57,48,182.94	7,73,22,752.90	-	56,66,12,991.84	13,37,45,997.48	3,07,07,037.03	24,92,03,361.86	31,74,09,629.99	37,71,53,020.85	

**ENVIRONMENT RESEARCH & VILLAGE ACTION
FIXED ASSETS- SCHEDULE**

SIN IN	Name of the Assets	Rate of Dep	Gross Block		Transfer	Cl. Balance	Depn .O/B	Depreciation Block		Net Block	
			Op.Balance	Additions				Deductions	Depn .Cl	Current Year 31.03.2018	Previous Year 31.03.2017
			1st half-year	2nd half-year				Depreciation	Deductions /Adjustment		
(i)	TANGIBLE ASSETS										
1	Audio Visual Equipment @ 10%	10%	10,133.00	-	-	10,133.00	6,137.33	(466.00)	(1,212.62)	6,883.95	3,249.05
2	Audio Visual Equipment @ 15%	15%	-	-	-	-	-	-	-	-	-
3	Books @ 60%	60%	-	-	-	-	-	-	-	-	-
4	Books @ 100%	100%	-	-	-	-	-	-	-	-	-
5	Buildings @ 5%	5%	4,93,84,422.89	4,84,430.00	3,82,312.00	5,07,58,025.89	1,11,41,274.00	40,10,544.00	(33,52,020.35)	1,85,03,838.35	3,22,54,187.54
6	Buildings @ 10%	10%	8,92,649.00	-	-	8,92,649.00	8,64,749.00	11,160.00	-	8,75,908.00	16,740.00
7	Buildings @ 40%	40%	-	-	-	-	-	-	-	-	-
8	Computer & Peripherals @ 15%	15%	74,76,552.02	1,96,369.00	44,156.00	80,95,185.02	67,76,642.51	5,04,649.00	41,280.00	72,40,011.51	8,55,173.51
9	Computer & Peripherals @ 40%	40%	-	-	-	-	-	-	-	-	-
10	Computer & Peripherals @ 60%	60%	-	-	-	-	-	-	-	-	-
11	Electrical Fittings @ 0%	0%	2,59,664.47	3,850.00	-	2,63,514.47	60,219.07	8,501.00	(67,718.53)	1,36,438.60	1,27,075.87
12	Electrical Fittings @ 10%	10%	-	-	-	-	-	-	-	-	-
13	Electrical Installation and Equipments @ 15%	15%	-	-	-	-	-	-	-	-	-
14	Furniture,Fixures & Fittings @ 0%	0%	-	-	-	-	-	-	-	-	-
15	Furniture,Fixures & Fittings @ 10%	10%	1,03,33,957.40	84,195.30	56,000.00	1,04,64,026.70	24,73,906.21	7,58,152.73	24,164.69	32,07,894.25	72,56,132.45
16	Furniture,Fixures & Fittings @ 15%	15%	-	-	-	-	-	-	-	-	-
17	Land @ 0%	0%	-	-	-	-	-	-	-	-	-
18	Lib Books & Scientific Journals @ 40%	40%	1,17,400.00	-	-	1,17,400.00	84,528.00	13,149.00	-	97,877.00	19,723.00
19	Lib Books & Scientific Journals @ 60%	60%	-	-	-	-	-	-	-	-	-
20	Live Stock @ 0%	0%	-	-	-	-	-	-	-	-	-
21	Office Equipment @ 0%	0%	-	-	-	-	-	-	-	-	-
22	Office Equipment @ 7.5%	8%	-	-	-	-	-	-	-	-	-
23	Office Equipment @ 10%	10%	35,61,965.41	13,250.00	-	35,99,887.41	15,86,635.26	1,29,761.55	(5,09,814.37)	22,26,211.18	19,75,330.15
24	Office Equipment @ 15%	15%	86,28,646.58	44,886.00	96,491.00	87,76,038.98	48,31,962.80	5,95,592.00	46,871.00	53,80,663.80	33,97,354.78
25	Others : Work of art @ 10%	10%	-	-	-	-	-	-	-	-	-
26	Others @ 40%	40%	-	-	-	-	-	-	-	-	-
27	Plant & Machinery @ 0%	0%	-	-	-	-	-	-	-	-	-
28	Plant & Machinery @ 5%	5%	-	-	-	-	-	-	-	-	-
29	Plant & Machinery @ 15%	15%	44,67,598.24	3,32,439.00	9,81,234.00	42,65,077.70	11,89,060.59	4,68,949.00	(1,20,393.44)	17,78,403.03	24,84,674.67
30	Roads & Bridges @ 10%	10%	-	-	-	-	-	-	-	-	-
31	Saving Energy Devices @ 80%	80%	8,30,457.85	-	-	8,30,457.85	3,64,223.84	10,262.00	(1,11,233.05)	4,85,718.89	3,44,738.96
32	Scientific & Laboratory Equipment @ 10%	10%	-	-	-	-	-	-	-	-	-
33	Scientific & Laboratory Equipment @ 15%	15%	-	-	-	-	-	-	-	-	-
34	Scientific & Laboratory Equipment @ 8%	8%	-	-	-	-	-	-	-	-	-
35	Sewerage & Drainage @ 10%	10%	-	-	-	-	-	-	-	-	-
36	Solar Equipments @ 40%	40%	23,86,950.00	75,836.00	-	28,36,838.00	21,96,998.00	1,81,129.00	-	23,78,127.00	4,56,711.00
37	Solar Equipments @ 80%	80%	-	-	-	-	-	-	-	-	-
38	Tupe wells & Water Supply @ 0%	0%	-	-	-	-	-	-	-	-	-
39	Tupe wells & Water Supply @ 10%	10%	13,23,247.00	-	-	13,23,247.00	33,905.00	92,449.00	(7,94,380.80)	9,20,734.80	4,02,512.20
40	Tupe wells & Water Supply @ 15%	15%	-	-	-	-	-	-	-	-	-
41	Vehicles @ 0%	0%	-	-	-	-	-	-	-	-	-
42	Vehicles @ 10%	10%	26,07,347.24	72,881.00	-	26,80,028.24	8,67,495.24	2,71,682.76	-	11,39,178.00	15,40,850.24
43	Vehicles @ 15%	15%	15,49,053.51	-	8,73,160.00	6,75,893.51	12,36,734.70	(2,30,735.28)	6,88,667.48	3,17,333.94	3,58,569.57
44	Small Value Assets @ 100%	100%	-	-	-	-	-	-	-	-	-
45	Other : Fixed Assets Scrap		-	-	-	-	-	-	-	-	-
(ii)	INTANGIBLE ASSETS										
46	WebsiteDevelopment @ 25%	25%	-	-	-	-	-	-	-	-	-
47	Patents & Copyrights	20%	-	-	-	-	-	-	-	-	-
48	Computer Software @ 20%	40%	-	-	-	-	-	-	-	-	-
49	Computer Software @ 40%	60%	12,35,944.62	27,474.00	-	13,03,937.62	11,06,749.59	7,659.61	(95,320.31)	12,11,729.51	92,208.11
50	Computer Software @ 60%		-	-	-	-	-	-	-	-	-
(iii)	CAPITAL WORK-IN-PROGRESS										
51	CapitalWorkInProgress	0%	17,11,289.75	20,36,014.00	11,91,594.00	55,47,923.75	1,74,790.00	-	-	1,74,790.00	53,73,133.75
	Total		9,67,77,278.98	47,34,999.50	36,24,947.00	10,24,40,263.74	3,49,98,011.14	68,32,441.37	(42,51,110.30)	4,60,51,562.81	5,63,58,700.93
	Less: Inter Unit Adjustment										
	Grand Total		9,67,77,278.98	47,34,999.50	36,24,947.00	10,24,40,263.74	3,49,98,011.14	68,32,441.37	(42,51,110.30)	4,60,51,562.81	5,63,58,700.93
											6,17,79,267.84

**SCIENCE & TECHNOLOGY RESEARCH
FIXED ASSETS- SCHEDULE**

Sl. No	Name of the Assets	Rate of Dep	Gross Block			Transfers	Ci. Balance	Depn. O/B	Depreciation Block		Current Year 31.03.2018	Net Block Previous Year 31.03.2017
			Op. Balance	Additions	Deductions				Depreciation	Deductions /Adjustment		
			1st half-year	2nd half-year								
(I) TANGIBLE ASSETS												
1	Audio Visual Equipment @ 10%	10%	-	-	-	-	1,03,611.81	47,623.31	(311.00)	(7,226.69)	54,539.00	55,988.50
2	Audio Visual Equipment @ 15%	15%	-	-	-	-	-	-	-	-	-	-
3	Books @ 60%	60%	-	-	-	-	-	-	-	-	-	-
4	Books @ 100%	100%	-	-	-	-	-	-	-	-	-	-
5	Buildings @ 5%	5%	-	-	-	-	-	-	-	-	-	-
6	Buildings @ 10%	10%	2,37,432.00	2,51,23,692.68	-	64,12,663.65	9,56,69,747.55	3,36,87,302.70	(21,62,11,861.57)	34,55,68,911.82	29,56,87,921.83	52,02,35,961.42
7	Buildings @ 40%	40%	-	-	-	-	14,41,837.69	7,09,645.07	(2,15,925.40)	-	11,40,575.00	3,90,102.90
8	Computer & Peripherals @ 15%	15%	-	-	-	-	-	-	-	-	-	-
9	Computer & Peripherals @ 40%	40%	1,95,443.00	1,46,646.72	-	14,41,837.69	7,09,645.07	2,15,925.40	-	-	3,01,262.69	-
10	Computer & Peripherals @ 60%	60%	-	-	-	-	-	-	-	-	-	-
11	Electrical Fittings @ 0%	0%	-	-	-	-	-	-	-	-	-	-
12	Electrical Fittings @ 10%	10%	1,31,925.00	13,68,822.00	4,38,392.00	66,78,447.00	11,42,230.00	4,48,042.00	(3,71,382.00)	19,61,654.00	44,73,862.00	
13	Electrical Installation and Equipments @ 15%	15%	46,790.00	13,640.62	1,803.00	10,00,544.65	1,47,288.60	76,470.50	(1,78,314.90)	4,02,074.00	5,98,470.65	
14	Furniture, Fixtures & Fittings @ 0%	0%	-	-	-	-	-	-	-	-	-	-
15	Furniture, Fixtures & Fittings @ 10%	10%	48,17,688.11	7,94,742.00	-	57,41,225.11	25,54,134.98	2,02,574.36	(47,825.00)	28,04,534.34	29,36,690.77	22,63,553.13
16	Furniture, Fixtures & Fittings @ 15%	15%	-	-	-	-	-	-	-	-	-	-
17	Land @ 0%	0%	-	-	-	-	-	-	-	-	-	-
18	Lib Books & Scientific Journals @ 40%	40%	-	-	-	-	-	-	-	-	-	-
19	Lib Books & Scientific Journals @ 60%	60%	-	-	-	-	-	-	-	-	-	-
20	Live Stock @ 0%	0%	-	-	-	-	-	-	-	-	-	-
21	Office Equipment @ 0%	0%	-	-	-	-	-	-	-	-	-	-
22	Office Equipment @ 7.5%	8%	-	-	-	-	-	-	-	-	-	-
23	Office Equipment @ 10%	10%	-	-	-	-	-	-	-	-	-	-
24	Office Equipment @ 15%	15%	2,43,927.96	1,54,506.87	27,335.00	70,33,178.26	19,35,437.74	8,75,456.97	(6,32,940.23)	34,43,836.94	47,26,640.69	
25	Others : Work of art @ 10%	10%	-	-	-	-	-	-	-	-	-	-
26	Others @ 40%	40%	-	-	-	-	-	-	-	-	-	-
27	Plant & Machinery @ 0%	0%	-	-	-	-	-	-	-	-	-	-
28	Plant & Machinery @ 5%	5%	-	-	-	-	-	-	-	-	-	-
29	Plant & Machinery @ 15%	15%	5,35,536.30	20,68,517.36	81,997.00	2,51,40,505.34	1,01,12,342.67	14,40,976.00	(43,06,728.80)	1,58,60,047.47	1,25,06,106.01	
30	Roads & Bridges @ 10%	10%	-	-	-	-	-	-	-	-	-	-
31	Saving Energy Devices @ 80%	80%	-	-	-	-	-	-	-	-	-	-
32	Scientific & Laboratory Equipment @ 10%	10%	12,68,082.27	-	-	12,68,082.27	11,90,155.07	31,172.00	-	12,21,327.07	46,755.20	
33	Scientific & Laboratory Equipment @ 15%	15%	11,62,014.00	-	-	11,62,014.00	11,60,950.00	851.00	-	11,61,801.00	213.00	1,064.00
34	Scientific & Laboratory Equipment @ 8%	8%	21,196.00	-	-	21,196.00	14,190.00	(3,293.00)	-	14,402.00	6,794.00	7,006.00
35	Sewerage & Drainage @ 10%	10%	-	-	-	-	-	-	-	-	-	-
36	Solar Equipments @ 40%	40%	12,68,082.27	-	-	12,68,082.27	11,90,155.07	31,172.00	-	12,21,327.07	46,755.20	
37	Solar Equipments @ 80%	80%	11,62,014.00	-	-	11,62,014.00	11,60,950.00	851.00	-	11,61,801.00	213.00	1,064.00
38	Tupe wells & Water Supply @ 0%	0%	-	-	-	-	-	-	-	-	-	-
39	Tupe wells & Water Supply @ 10%	10%	5,55,733.00	4,35,383.00	-	9,91,116.00	2,77,528.00	37,465.00	(1,21,250.00)	4,36,243.00	5,54,873.00	
40	Tupe wells & Water Supply @ 15%	15%	18,00,558.17	1,20,390.00	-	21,294,27.17	60,336.00	2,43,052.67	(6,34,063.00)	9,37,451.67	11,91,975.50	
41	Vehicles @ 0%	0%	-	-	-	-	-	-	-	-	-	-
42	Vehicles @ 10%	10%	-	-	-	-	-	-	-	-	-	-
43	Vehicles @ 15%	15%	49,84,138.46	-	-	49,84,138.46	30,85,044.86	2,40,105.54	(1,87,447.00)	35,12,597.50	18,99,083.50	
44	Small Value Assets @ 100%	100%	23,77,863.00	2,30,379.00	-	26,08,242.00	-	-	-	-	26,08,242.00	23,77,863.00
45	Other : Fixed Assets Scrap		-	-	-	-	-	-	-	-	-	-
(II) INTANGIBLE ASSETS												
46	WebsiteDevelopment @ 25%	25%	-	-	-	-	-	-	-	-	-	-
47	Patents & Copyrights		-	-	-	-	-	-	-	-	-	-
48	Computer Software @ 20%	20%	-	-	-	-	-	-	-	-	-	-
49	Computer Software @ 40%	40%	1,03,19,647.86	3,90,682.00	-	1,08,34,294.46	74,63,350.72	12,70,232.00	-	87,33,582.72	21,00,711.74	28,56,297.14
50	Computer Software @ 60%	60%	-	-	-	-	-	-	-	-	-	-
(III) CAPITAL WORK-IN-PROGRESS												
51	CapitalWorkinProgress	0%	36,29,378.50	17,74,626.00	660.00	75,85,999.50	-	-	-	-	75,85,999.50	36,29,378.50
	Total		68,38,83,904.26	3,26,22,028.25	5,50,187.00	71,99,90,693.37	12,55,70,004.67	3,87,65,924.14	(22,29,17,648.72)	38,72,53,577.53	33,27,37,115.84	55,83,13,899.59
	Less: Inter Unit Adjustment		-	-	-	-	-	-	-	-	-	-
	Grand Total		68,38,83,904.26	3,26,22,028.25	5,50,187.00	71,99,90,693.37	12,55,70,004.67	3,87,65,924.14	(22,29,17,648.72)	38,72,53,577.53	33,27,37,115.84	55,83,13,899.59

**FOUNDATION SECRETARIAT, AUROVILLE PROJECT & SERVICES
FIXED ASSETS- SCHEDULE**

Sl No	Name of the Assets	Rate of Dep	Gross Block			Depreciation Block				Net Block		
			Op.Balance	Additions	Deductions	Transfer	Cl. Balance	Depn. O/B	Depreciation	Deductions /Adjustment	Depn. Cl	Current Year 31.03.2018
			1st half-year	2nd half-year								
(i)	TANGIBLE ASSETS											
1	Audio Visual Equipment @ 10%	10%	-	-	-	-	-	-	-	-	1,63,124.00	-
2	Audio Visual Equipment @ 15%	15%	11,08,325.35	38,876.00	-	-	-	83,124.00	-	-	-	9,00,953.35
3	Books @ 60%	60%	-	-	-	-	-	-	-	-	-	-
4	Books @ 100%	100%	-	-	-	-	-	-	-	-	-	-
5	Buildings @ 5%	5%	2,35,96,639.46	-	-	-	-	6,58,808.00	-	-	11,67,473.00	2,17,70,358.46
6	Buildings @ 10%	10%	81,79,52,709.92	1,69,21,709.75	1,28,400.00	(2,58,117.00)	87,61,55,766.06	4,72,90,470.86	(1,66,49,621.16)	14,81,07,910.07	73,00,47,855.99	77,06,62,239.06
7	Buildings @ 40%	40%	-	-	-	-	-	-	-	-	-	-
8	Computer & Peripherals @ 15%	15%	-	-	-	-	-	-	-	-	-	-
9	Computer & Peripherals @ 40%	40%	1,42,02,072.24	4,06,810.00	53,445.00	(65,445.00)	1,79,88,449.71	43,82,193.16	(36,29,380.95)	1,21,83,053.27	58,05,396.44	98,19,879.08
10	Computer & Peripherals @ 60%	60%	64,961.00	83,300.00	-	-	1,48,261.00	9,417.00	-	92,723.00	55,538.00	55,544.00
11	Electrical Fittings @ 0%	0%	1,37,190.15	-	-	-	1,37,190.15	-	-	-	1,37,190.15	1,37,190.15
12	Electrical Fittings @ 10%	10%	66,46,216.28	4,92,075.00	5,36,956.57	(1,01,650.00)	75,74,062.71	20,84,432.08	(2,98,335.58)	28,79,088.71	46,94,974.00	45,61,784.20
13	Electrical Installation and Equipments @ 15%	15%	46,60,266.91	64,700.00	2,000.00	-	49,48,047.91	2,36,887.07	-	9,36,908.00	40,11,138.91	44,23,379.84
14	Furniture,Fixures & Fittings @ 0%	0%	3,66,977.85	-	-	-	3,66,977.85	-	-	-	3,66,977.85	3,66,977.85
15	Furniture,Fixures & Fittings @ 10%	10%	2,97,38,389.06	21,04,049.06	89,516.15	3,92,453.75	3,40,82,041.22	75,72,858.10	(2,83,166.77)	1,00,89,517.32	2,39,82,523.90	2,21,65,530.86
16	Furniture,Fixures & Fittings @ 15%	15%	-	-	-	-	-	-	-	-	-	-
17	Land @ 0%	0%	37,42,95,631.73	1,33,66,999.00	31,10,599.00	-	39,48,19,601.73	-	-	-	39,48,19,601.73	37,42,95,631.73
18	Lib Books & Scientific Journals @ 40%	40%	99,749.82	-	-	-	99,749.82	9,975.00	-	49,803.00	49,946.82	89,774.82
19	Lib Books & Scientific Journals @ 60%	60%	-	-	-	-	-	-	-	-	-	-
20	Live Stock @ 0%	0%	3,96,553.84	-	20,625.00	-	3,75,928.84	-	-	-	3,75,928.84	3,96,553.84
21	Office Equipment @ 0%	0%	5,68,215.75	-	-	-	5,68,215.75	-	-	-	-	5,68,215.75
22	Office Equipment @ 7.5%	7.5%	-	-	-	-	-	-	-	-	-	-
23	Office Equipment @ 10%	10%	-	-	-	-	-	-	-	-	-	-
24	Office Equipment @ 15%	15%	1,53,52,994.95	49,428.00	-	-	3,06,16,830.88	13,76,690.36	(37,674.80)	58,47,506.91	2,47,69,323.77	1,39,76,304.59
25	Others : Work of art @ 10%	10%	-	-	-	-	-	-	-	-	-	-
26	Others @ 40%	40%	5,55,502.50	-	80,012.00	-	4,75,490.50	5,46,502.50	-	80,012.00	4,66,490.50	9,000.00
27	Plant & Machinery @ 0%	0%	50,897.25	-	-	-	50,897.25	-	-	-	-	50,897.25
28	Plant & Machinery @ 5%	5%	-	-	-	-	-	-	-	-	-	-
29	Plant & Machinery @ 15%	15%	8,45,66,475.70	60,91,943.69	10,76,225.85	97,339.00	9,80,57,673.31	3,16,19,577.31	(11,50,255.00)	4,20,14,044.99	5,60,43,628.82	5,29,46,898.39
30	Roads & Bridges @ 10%	10%	1,62,08,964.00	-	-	-	1,62,08,964.00	3,24,179.00	-	19,45,075.00	1,42,63,889.00	1,58,84,785.00
31	Saving Energy Devices @ 80%	80%	-	-	-	-	-	-	-	-	-	-
32	Scientific & Laboratory Equipment @ 10%	10%	96,000.00	-	-	-	96,000.00	7,680.00	-	20,928.00	75,072.00	88,320.00
33	Scientific & Laboratory Equipment @ 15%	15%	-	-	-	-	-	-	-	-	-	-
34	Scientific & Laboratory Equipment @ 8%	8%	-	-	-	-	-	-	-	-	-	-
35	Sewerage & Drainage @ 10%	10%	58,94,206.25	-	-	-	58,94,206.25	2,94,711.00	-	8,84,131.00	50,10,075.25	55,99,495.25
36	Solar Equipments @ 40%	40%	45,19,746.90	10,80,000.00	1,56,733.15	1,86,350.00	54,45,800.75	31,43,878.54	(3,06,732.83)	42,34,556.37	12,11,244.38	13,75,888.38
37	Solar Equipments @ 80%	80%	-	-	-	-	-	-	-	-	-	-
38	Tube wells & Water Supply @ 0%	0%	9,04,169.70	-	-	-	9,04,169.70	-	-	-	9,04,169.70	9,04,169.70
39	Tube wells & Water Supply @ 10%	10%	21,03,955.43	-	-	-	21,03,955.43	42,079.00	-	2,48,267.00	18,55,688.43	20,61,876.43
40	Tube wells & Water Supply @ 15%	15%	10,09,812.27	9,600.00	-	-	10,19,412.27	23,494.00	(3,44,168.00)	5,26,723.00	4,92,689.27	9,86,318.27
41	Vehicles @ 0%	0%	3,36,580.00	-	-	-	3,36,580.00	-	-	-	3,36,580.00	3,36,580.00
42	Vehicles @ 10%	10%	-	-	-	-	-	-	-	-	-	-
43	Vehicles @ 15%	15%	62,77,325.96	23,39,867.36	1,79,138.72	(28,822.00)	84,66,676.60	16,53,867.24	61,507.65	24,90,958.85	59,75,717.95	46,23,468.72
44	Small Value Assets @ 100%	100%	8,169.00	-	6,709.00	-	1,460.00	8,169.00	-	1,460.00	-	-
45	Other : Fixed Assets Scrap	-	-	-	-	-	-	-	-	-	-	-
(ii)	INTANGIBLE ASSETS											
46	WebsiteDevelopment @ 25%	25%	15,000.00	-	-	-	15,000.00	14,999.00	(2,705.00)	14,622.00	3,780.00	1,00
47	Patents & Copyrights	-	-	-	-	-	-	-	-	-	-	-
48	Computer Software @ 20%	20%	-	-	-	-	-	-	-	-	-	-
49	Computer Software @ 40%	40%	76,83,160.07	5,90,465.00	-	1,43,876.00	87,08,201.24	66,81,738.54	24,832.00	73,61,038.54	13,47,162.70	10,01,421.53
50	Computer Software @ 60%	60%	-	-	-	-	-	-	-	-	-	-
(iii)	CAPITAL WORK-IN-PROGRESS											
51	CapitalWorkInPrgress	0%	66,86,61,044.32	9,43,73,406.86	1,49,99,961.75	2,86,18,554.29	95,52,92,915.36	-	-	-	95,52,92,915.36	66,86,61,044.32
Total			2,08,80,77,903.66	13,56,34,486.38	32,14,26,838.61	2,04,40,322.19	2,89,96,539.04	40,80,65,730.76	10,98,83,002.13	24,04,77,336.33	2,25,52,525,032.07	1,99,00,12,172.90
			2,08,80,77,903.66	13,56,34,486.38	32,14,26,838.61	2,04,40,322.19	2,89,96,539.04	40,80,65,730.76	10,66,95,024.13	24,04,77,336.33	2,02,96,45,176.44	1,87,93,02,967.27

Less: Inter Unit Adjustment 22,58,79,855.63

Grand Total 2,02,96,45,176.44

10,07,09,205.63

FINANCE ACTIVITIES
FIXED ASSETS - SCHEDULE

SLIN o	Name of the Assets	Rate of Dep	Gross Block			Transfer	Cl. Balance	Depn. o/β	Depreciation Block		Net Block	
			Op. Balance	Additions	Deductions				Depreciation	Deductions /Adjustment	Current Year 31.03.2018	Previous Year 31.03.2017
			1st half-year	2nd half-year								
(i)	TANGIBLE ASSETS											
1	Audio Visual Equipment @ 10%	10%	-	-	-	-	-	-	-	-	-	-
2	Audio Visual Equipment @ 15%	15%	-	-	-	-	-	-	-	-	-	-
3	Books @ 60%	60%	-	-	-	-	-	-	-	-	-	-
4	Books @ 100%	100%	-	-	-	-	-	-	-	-	-	-
5	Buildings @ 5%	5%	-	-	-	-	-	-	-	-	-	-
6	Buildings @ 10%	10%	-	-	-	-	-	-	-	-	-	-
7	Buildings @ 40%	40%	-	-	-	-	-	-	-	-	-	-
8	Computer & Peripherals @ 15%	15%	-	-	-	-	-	-	-	-	-	-
9	Computer & Peripherals @ 40%	40%	-	-	-	-	-	-	-	-	-	-
10	Computer & Peripherals @ 60%	60%	-	-	-	-	-	-	-	-	-	-
11	Electrical Fittings @ 0%	0%	-	-	-	-	-	-	-	-	-	-
12	Electrical Fittings @ 10%	10%	-	-	-	-	-	-	-	-	-	-
13	Electrical Installation and Equipments @ 15%	15%	-	-	-	-	-	-	-	-	-	-
14	Furniture Fixtures & Fittings @ 0%	0%	-	-	-	-	-	-	-	-	-	-
15	Furniture Fixtures & Fittings @ 10%	10%	-	-	-	-	-	-	-	-	-	-
16	Furniture Fixtures & Fittings @ 15%	15%	-	-	-	-	-	-	-	-	-	-
17	Land @ 0%	0%	-	-	-	-	-	-	-	-	-	-
18	Lib Books & Scientific Journals @ 40%	40%	-	-	-	-	-	-	-	-	-	-
19	Lib Books & Scientific Journals @ 60%	60%	-	-	-	-	-	-	-	-	-	-
20	Live Stock @ 0%	0%	-	-	-	-	-	-	-	-	-	-
21	Office Equipment @ 0%	0%	-	-	-	-	-	-	-	-	-	-
22	Office Equipment @ 7.5%	8%	-	-	-	-	-	-	-	-	-	-
23	Office Equipment @ 10%	10%	-	-	-	-	-	-	-	-	-	-
24	Office Equipment @ 15%	15%	-	-	-	-	-	-	-	-	-	-
25	Others : Work of art @ 10%	10%	35,589.83	-	-	-	35,589.83	-	5,338.00	-	30,251.83	-
26	Others @ 40%	40%	-	-	-	-	-	-	-	-	-	-
27	Plant & Machinery @ 0%	0%	-	-	-	-	-	-	-	-	-	-
28	Plant & Machinery @ 5%	5%	-	-	-	-	-	-	-	-	-	-
29	Plant & Machinery @ 15%	15%	-	-	-	-	-	-	-	-	-	-
30	Roads & Bridges @ 10%	10%	-	-	-	-	-	-	-	-	-	-
31	Saving Energy Devices @ 80%	80%	-	-	-	-	-	-	-	-	-	-
32	Scientific & Laboratory Equipment @ 10%	10%	-	-	-	-	-	-	-	-	-	-
33	Scientific & Laboratory Equipment @ 15%	15%	-	-	-	-	-	-	-	-	-	-
34	Scientific & Laboratory Equipment @ 8%	8%	-	-	-	-	-	-	-	-	-	-
35	Sewerage & Drainage @ 10%	10%	-	-	-	-	-	-	-	-	-	-
36	Solar Equipments @ 40%	40%	-	-	-	-	-	-	-	-	-	-
37	Solar Equipments @ 80%	80%	-	-	-	-	-	-	-	-	-	-
38	Tupe wells & Water Supply @ 0%	0%	-	-	-	-	-	-	-	-	-	-
39	Tupe wells & Water Supply @ 10%	10%	-	-	-	-	-	-	-	-	-	-
40	Tupe wells & Water Supply @ 15%	15%	-	-	-	-	-	-	-	-	-	-
41	Vehicles @ 0%	0%	-	-	-	-	-	-	-	-	-	-
42	Vehicles @ 10%	10%	-	-	-	-	-	-	-	-	-	-
43	Vehicles @ 15%	15%	-	-	-	-	-	-	-	-	-	-
44	Small Value Assets @ 100%	100%	-	-	-	-	-	-	-	-	-	-
45	Other : Fixed Assets Scrap		-	-	-	-	-	-	-	-	-	-
(ii)	INTANGIBLE ASSETS											
46	Website Development @ 25%	25%	-	-	-	-	-	-	-	-	-	-
47	Patents & Copyrights		-	-	-	-	-	-	-	-	-	-
48	Computer Software @ 20%	20%	-	-	-	-	-	-	-	-	-	-
49	Computer Software @ 40%	40%	-	-	-	-	-	-	-	-	-	-
50	Computer Software @ 60%	60%	-	-	-	-	-	-	-	-	-	-
(iii)	CAPITAL WORK-IN-PROGRESS											
51	Capital Work In Progress	0%	-	-	-	-	-	-	-	-	-	-
	Total		35,589.83	-	-	-	35,589.83	-	5,338.00	-	30,251.83	-
	Less: Inter Unit Adjustment		-	-	-	-	-	-	-	-	-	-
	Grand Total		35,589.83	-	-	-	35,589.83	-	5,338.00	-	30,251.83	-

FURTHERANCE ACTIVITIES
FIXED ASSETS- SCHEDULE

Sl. No	Name of the Assets	Rate of Dep	Gross Block			Transfer	Cl. Balance	Depn. O/b	Depreciation	Deductions /Adjustment	Depn. Cl	Net Block	
			Op. Balance	Additions	Deductions							Current Year 31.03.2018	Previous Year 31.03.2017
(I)	TANGIBLE ASSETS												
1	Audio Visual Equipment @ 10%	10%	-	-	-	-	-	-	-	-	-	-	-
2	Audio Visual Equipment @ 15%	15%	52,52,806.70	3,74,548.00	48,681.00	-	59,27,128.63	16,17,560.36	6,38,554.00	(46,076.84)	23,02,191.00	38,24,937.63	36,35,246.34
3	Books @ 60%	60%	48,284.00	1,617.00	-	-	52,650.00	47,360.00	1,956.00	-	48,926.00	3,724.00	924.00
4	Books @ 100%	100%	-	-	-	-	-	-	-	-	-	-	-
5	Buildings @ 5%	5%	1,07,34,538.25	6,81,24,916.74	-	-	1,07,34,538.25	47,57,793.25	2,96,837.00	-	50,56,629.25	56,77,909.00	59,76,746.00
6	Buildings @ 10%	10%	23,47,179.86	1,53,39,435.55	28,48,019.81	-	31,27,46,578.34	3,85,57,492.51	1,96,16,738.78	(5,57,33,398.67)	11,39,07,590.96	19,88,38,985.38	19,61,52,686.35
7	Buildings @ 40%	40%	-	-	-	-	-	-	-	-	-	-	-
8	Computer & Peripherals @ 15%	15%	26,88,687.00	19,81,353.05	-	-	28,88,687.00	11,88,841.80	2,59,426.00	2,29,660.80	12,18,607.00	14,70,080.00	14,98,845.20
9	Computer & Peripherals @ 40%	40%	1,21,71,424.34	17,31,390.01	-	-	1,54,67,737.19	43,14,727.68	41,64,863.00	1,10,520.08	83,69,070.60	70,98,666.59	78,56,696.66
10	Computer & Peripherals @ 60%	60%	-	-	-	-	-	-	-	-	-	-	-
11	Electrical Fittings @ 0%	0%	-	-	-	-	-	-	-	-	-	-	-
12	Electrical Fittings @ 10%	10%	62,55,680.24	3,16,833.00	23,640.00	-	68,97,639.75	21,12,004.66	4,35,875.00	(5,90,574.09)	31,38,451.75	35,59,188.00	41,43,855.58
13	Electrical Installation and Equipments @ 15%	15%	95,53,442.40	11,80,630.45	69,226.50	27,328.00	1,21,82,593.90	5,28,824.70	16,34,516.00	(12,556.00)	21,75,896.70	1,00,06,897.20	90,24,617.70
14	Furniture, Fixtures & Fittings @ 0%	0%	-	-	-	-	-	-	-	-	-	-	-
15	Furniture, Fixtures & Fittings @ 10%	10%	3,73,04,930.62	14,62,757.10	3,45,812.50	-	3,95,94,812.99	1,18,87,852.55	29,09,542.31	6,30,271.20	1,41,67,123.66	2,54,27,889.33	2,54,17,078.07
16	Furniture, Fixtures & Fittings @ 15%	15%	4,13,772.00	11,700.00	-	-	4,25,472.00	2,46,746.58	(33,070.58)	-	2,13,678.00	2,11,794.00	1,67,023.42
17	Land @ 0%	0%	32,488.00	-	-	-	32,488.00	-	-	-	-	32,488.00	32,488.00
18	Lib Books & Scientific Journals @ 40%	40%	1,11,953.67	700.00	10,723.00	-	1,23,376.67	10,027.00	39,634.00	(8,907.00)	58,568.00	64,808.67	1,01,926.67
19	Lib Books & Scientific Journals @ 60%	60%	3,72,816.00	-	-	-	3,72,816.00	2,79,348.60	31,380.00	(41,167.40)	3,51,896.00	20,920.00	93,467.40
20	Live Stock @ 0%	0%	-	-	-	-	-	-	-	-	-	-	-
21	Office Equipment @ 0%	0%	-	-	-	-	-	-	-	-	-	-	-
22	Office Equipment @ 7.5%	8%	65,000.00	-	-	-	65,000.00	43,875.00	(10,826.00)	-	33,047.00	31,963.00	1,125.00
23	Office Equipment @ 10%	10%	33,238.00	-	-	-	33,238.00	3,630.00	2,712.00	(2,498.00)	8,840.00	24,398.00	29,608.00
24	Office Equipment @ 15%	15%	4,10,227,379.79	14,31,124.28	7,48,424.00	27,999.74	4,31,49,078.35	2,01,16,730.13	20,94,750.45	(60,75,046.93)	2,82,86,527.51	1,46,62,560.84	2,09,06,003.66
25	Others : Work of art @ 10%	10%	-	-	-	-	-	-	-	-	-	-	-
26	Others @ 40%	40%	-	-	-	-	-	-	-	-	-	-	-
27	Plant & Machinery @ 0%	0%	-	-	-	-	-	-	-	-	-	-	-
28	Plant & Machinery @ 5%	5%	7,72,138.00	-	-	-	7,72,138.00	1,54,428.00	2,66,560.00	(1,62,128.00)	6,03,116.00	1,69,022.00	6,17,710.00
29	Plant & Machinery @ 15%	15%	12,31,67,394.43	49,04,241.50	26,62,486.35	61,290.00	13,16,65,941.90	3,23,23,832.30	1,16,70,049.08	(1,90,04,844.11)	6,29,98,725.49	6,86,67,216.41	9,08,49,582.13
30	Roads & Bridges @ 10%	10%	-	-	-	-	-	-	-	-	-	-	-
31	Saving Energy Devices @ 80%	80%	-	-	-	-	-	-	-	-	-	-	-
32	Scientific & Laboratory Equipment @ 10%	10%	2,21,171.85	-	-	-	2,21,171.85	1,24,952.55	13,726.00	(4,720.45)	1,43,398.00	77,773.85	98,219.30
33	Scientific & Laboratory Equipment @ 15%	15%	-	-	-	-	-	-	-	-	-	-	-
34	Scientific & Laboratory Equipment @ 8%	8%	-	-	-	-	-	-	-	-	-	-	-
35	Sewerage & Drainage @ 10%	10%	-	-	-	-	-	-	-	-	-	-	-
36	Solar Equipments @ 40%	40%	9,13,885.00	1,26,530.00	-	-	11,20,213.00	7,56,872.00	1,29,376.00	-	8,86,248.00	2,33,965.00	1,57,011.00
37	Solar Equipments @ 80%	80%	8,62,411.00	16,546.00	-	-	8,98,957.00	8,81,079.00	3,841.00	-	8,84,920.00	14,037.00	1,332.00
38	Tupe wells & Water Supply @ 0%	0%	-	-	-	-	-	-	-	-	-	-	-
39	Tupe wells & Water Supply @ 10%	10%	97,031.00	11,686.43	-	-	1,08,717.43	1,941.00	14,531.00	-	16,472.00	92,255.43	95,090.00
40	Tupe wells & Water Supply @ 15%	15%	14,300.00	-	-	-	14,300.00	2,257.00	600.00	(8,041.00)	10,898.00	3,402.00	12,043.00
41	Vehicles @ 0%	0%	-	-	-	-	-	-	-	-	-	-	-
42	Vehicles @ 10%	10%	-	-	-	-	-	-	-	-	-	-	-
43	Vehicles @ 15%	15%	1,40,92,428.02	8,04,977.00	2,121.00	83,742.00	1,49,90,086.98	46,50,315.15	13,20,365.55	(7,88,412.19)	67,59,090.89	82,31,006.09	94,42,112.87
44	Small Value Assets @ 100%	100%	7,280.00	-	-	-	7,280.00	7,280.00	-	-	7,280.00	-	-
45	Other - Fixed Assets Scrap		-	-	-	-	-	-	-	-	-	-	-
(II)	INTANGIBLE ASSETS												
46	Website development @ 25%	25%	57,417.00	14,354.00	-	-	71,771.00	-	17,945.00	-	17,943.00	53,826.00	57,417.00
47	Patents & Copyrights		8,96,934.00	-	-	-	8,96,934.00	4,63,267.44	1,99,765.00	3,65,386.00	2,99,644.44	5,99,289.56	4,35,666.56
48	Computer Software @ 20%	20%	2,55,936.00	-	-	-	2,55,936.00	1,71,087.00	20,229.00	(47,334.00)	2,38,650.00	17,286.00	84,849.00
49	Computer Software @ 40%	40%	1,36,863,169.98	13,96,942.84	75,309.20	-	1,62,24,842.22	1,06,30,910.42	16,87,696.47	(8,07,485.27)	1,31,26,082.14	30,98,702.08	30,65,406.56
50	Computer Software @ 60%	60%	10,78,143.40	95,350.00	-	-	11,73,493.40	10,41,302.60	33,804.00	(2.00)	10,75,108.60	98,384.80	36,940.80
(III)	CAPITAL WORK-IN-PROGRESS												
51	Capital WorkInProgress	0%	8,27,774,701.11	72,51,249.25	97,52,077.00	5,82,62,542.19	2,69,56,732.90	-	-	-	-	2,69,56,732.90	8,27,774,701.11
	Total		59,97,04,409.66	3,66,30,689.45	1,70,12,229.57	5,90,62,837.93	64,56,74,290.75	13,69,224,341.28	4,74,62,974.06	(8,20,19,284.65)	26,64,04,599.99	37,92,69,680.76	46,27,82,068.38
	Less: Inter Unit Adjustment												
	Grand Total		59,97,04,409.66	3,66,30,689.45	1,70,12,229.57	5,90,62,837.93	64,56,74,290.75	13,69,224,341.28	4,74,62,974.06	(8,20,19,284.65)	26,64,04,599.99	37,92,69,680.76	46,27,82,068.38

Less: Inter Unit Adjustment

Grand Total



STATE OF KARNATAKA
GOVERNMENT OF KARNATAKA
DEPARTMENT OF FINANCE
BUDGETARY CONTROL
AND ACCOUNTS
OFFICE
BANGALORE

59,97,04,409.66
3,66,30,689.45
1,70,12,229.57
5,90,62,837.93
64,56,74,290.75
13,69,224,341.28
4,74,62,974.06
(8,20,19,284.65)
26,64,04,599.99
37,92,69,680.76
46,27,82,068.38

59,97,04,409.66
3,66,30,689.45
1,70,12,229.57
5,90,62,837.93
64,56,74,290.75
13,69,224,341.28
4,74,62,974.06
(8,20,19,284.65)
26,64,04,599.99
37,92,69,680.76
46,27,82,068.38

59,97,04,409.66
3,66,30,689.45
1,70,12,229.57
5,90,62,837.93
64,56,74,290.75
13,69,224,341.28
4,74,62,974.06
(8,20,19,284.65)
26,64,04,599.99
37,92,69,680.76
46,27,82,068.38

59,97,04,409.66
3,66,30,689.45
1,70,12,229.57
5,90,62,837.93
64,56,74,290.75
13,69,224,341.28
4,74,62,974.06
(8,20,19,284.65)
26,64,04,599.99
37,92,69,680.76
46,27,82,068.38

59,97,04,409.66
3,66,30,689.45
1,70,12,229.57
5,90,62,837.93
64,56,74,290.75
13,69,224,341.28
4,74,62,974.06
(8,20,19,284.65)
26,64,04,599.99
37,92,69,680.76
46,27,82,068.38

59,97,04,409.66
3,66,30,689.45
1,70,12,229.57
5,90,62,837.93
64,56,74,290.75
13,69,224,341.28
4,74,62,974.06
(8,20,19,284.65)
26,64,04,599.99
37,92,69,680.76
46,27,82,068.38

59,97,04,409.66
3,66,30,689.45
1,70,12,229.57
5,90,62,837.93
64,56,74,290.75
13,69,224,341.28
4,74,62,974.06
(8,20,19,284.65)
26,64,04,599.99
37,92,69,680.76
46,27,82,068.38

59,97,04,409.66
3,66,30,689.45
1,70,12,229.57
5,90,62,837.93
64,56,74,290.75
13,69,224,341.28
4,74,62,974.06
(8,20,19,284.65)
26,64,04,599.99
37,92,69,680.76
46,27,82,068.38

AUROVILLE FOUNDATION
Auroville Foundation Bhavan
Auroville-605 101, Tamilnadu
YEAR ENDED 31.03.2018
Corpus / Capital Fund Account

Sl No.	TRUSTS / ACTIVITIES	OPENING CAPITAL	SURPLUS/DEFICIT	TOTAL	ADD/(DEDUCT)	CLOSING CAPITAL
I	EDUCATION RESEARCH & HRD:					
A	1. SRI AUROBINDO INTERNATIONAL INSTITUTE OF EDUCATIONAL RESEARCH	1,47,12,808.74	(33,94,658.48)	1,13,18,150.26	-	1,13,18,150.26
B	2. SRI AUROBINDO INTERNATIONAL INSTITUTE OF EDUCATIONAL RESEARCH GRANT IN AID	1,87,32,616.12	(67,79,609.09)	1,19,53,007.03	39,52,326.68	1,59,05,333.71
C	AUROVILLE CHILD DEVELOPMENT NEW CREATION SOCIAL RESEARCH CENTRE	66,74,606.73	(3,18,961.16)	63,55,645.57	-	63,55,645.57
D	NEW ERA SECONDARY SCHOOL TRUST	53,28,024.56	23,46,469.35	76,74,493.91	-	76,74,493.91
E	PALAYAM SCHOOL TRUST	2,14,77,585.28	(6,13,498.23)	2,08,64,087.05	-	2,08,64,087.05
	UDAVI SCHOOL TRUST	1,25,81,753.27	2,06,362.32	1,27,88,115.59	(24,12,856.00)	1,03,75,259.59
II	ENVIRONMENT RESEARCH & VILLAGE ACTION:					
A	AUROMITRA TRUST	2,79,23,571.21	34,15,413.41	3,13,38,984.62	40,251.31	3,13,79,235.93
B	AUROVILLE VILLAGE ACTION TRUST	5,09,27,561.59	35,12,363.80	5,44,39,925.39	(18,85,088.00)	5,25,54,837.39
C	SANGAMAM MODEL VILLAGE	1,54,582.56	(6,54,732.62)	(5,00,150.06)	0.00	(5,00,150.06)
III	SCIENCE & TECHNOLOGY RESEARCH:					
A	AUROVILLE CENTRE FOR SCIENTIFIC RESEARCH TRUST	2,99,50,596.56	30,29,621.32	3,29,80,217.88	41,59,471.10	3,71,39,688.98
B	HEALTH AND HEALING TRUST	7,22,82,496.63	(37,76,642.06)	6,85,05,854.57	19,61,749.65	7,04,67,604.22
C	MATRIMANDIR	50,71,22,535.81	(3,51,85,519.06)	47,19,37,016.75	(18,86,29,177.26)	28,33,07,839.49

Date: 10.08.2018
Place: Auroville

AS PER OUR REPORT OF EVEN DATE
For SANGARANARAYANANE & CO
Chartered Accountants
Firm Regn. No: 013375S
S. Sangaranarayana
(S. SANGARANARAYANANE)
Partner
Membership No. 23375



Mohan Verghese
Mohan Verghese Chumkath
(Secretary)

P.R. Srinivasamurthy
P.R. Srinivasamurthy
(Under Secretary)

AUROVILLE FOUNDATION
Auroville Foundation Bhavan
Auroville-605 101, Tamilnadu

YEAR ENDED 31.03.2018
Corpus / Capital Fund Account


Sl No.	TRUSTS / ACTIVITIES	OPENING CAPITAL	SURPLUS/DEFICIT	TOTAL	ADD/(DEDUCT)	CLOSING CAPITAL
IV	AUROVILLE PROJECT & SERVICES:					
A	AUROVILLE FOUNDATION-SECRETARIAT	1,40,29,158.06	18,34,047.74	1,58,63,205.80	-	1,58,63,205.80
B	AUROVILLE LAND	40,51,54,739.46	4,17,17,711.82	44,68,72,451.28	-	44,68,72,451.28
C	AUROVILLE PROJECT	6,83,51,611.33	19,68,903.62	7,03,20,514.95	-	7,03,20,514.95
D	AUROVILLE SERVICE TRUST	7,43,85,036.02	1,01,14,733.18	8,44,99,769.20	47,82,566.23	8,92,82,335.43
E	FREE FLOW TRUST	17,74,71,546.78	1,62,23,774.51	19,36,95,321.29	1,51,41,723.58	20,88,37,044.87
F	GUEST HOUSE TRUST	4,12,08,603.96	64,75,999.08	4,76,84,603.04	39,49,608.20	5,16,34,211.24
G	HOUSING DEVELOPMENT	91,07,28,824.85	14,22,18,059.88	1,05,29,46,884.73	5,99,936.00	1,05,35,46,820.73
H	NANDINI	21,29,183.21	3,66,235.59	24,95,418.80	-	24,95,418.80
I	PAVILION OF TIBETAN CULTURE	29,74,463.91	(5,01,306.83)	24,73,157.08	-	24,73,157.08
J	UPASANA DESIGN STUDIO - PROJECTS	20,75,253.41	1,29,051.72	22,04,305.13	-	22,04,305.13
K	SOLAR KITCHEN	56,10,005.04	10,78,192.51	66,88,197.55	(6,52,334.44)	60,35,863.11
L	BHART NIVAS TRUST	3,90,32,549.55	5,84,918.18	3,96,17,467.73	(1,48,75,992.22)	2,47,41,475.51
M	MARTUVAM HEALING TRUST	22,95,549.68	(2,68,855.00)	20,26,694.68	-	20,26,694.68

Date: 10.08.2018
Place: Auroville


P.R. Srinivasamurthy
(Under Secretary)

AS PER OUR REPORT OF EVEN DATE
For SANGARANARAYANANE & CO
Chartered Accountants
Firm Regn. No: 013375S


(S. SANGARANARAYANANE,
Partner
Membership No. 23375)


Mohan Verghese Chumkath
(Secretary)

AUROVILLE FOUNDATION
Auroville Foundation Bhavan
Auroville-605 101, Tamilnadu

YEAR ENDED 31.03.2018
Corpus / Capital Fund Account

SING.	TRUSTS / ACTIVITIES	OPENING CAPITAL	SURPLUS/DEFICIT	TOTAL	ADD/(DEDUCT)	CLOSING CAPITAL
V	FINANCE ACTIVITIES:					
A	AUROVILLE MAINTENANCE	2,30,59,811.54	58,55,216.22	2,89,15,027.76	-	2,89,15,027.76
B	AUROVILLE UNITY FUND	5,61,66,828.35	-	5,61,66,828.35	(74,03,724.00)	4,87,63,104.35
VI	FURTHERANCE ACTIVITIES:					
A	ABC TRUST	6,12,30,120.47	89,48,507.33	7,01,78,627.80	1,05,223.17	7,02,83,850.97
B	ADPS TRUST	3,75,49,194.32	15,00,216.48	3,90,49,410.80	(23,84,114.83)	3,66,65,295.97
C	ALTECS TRUST	5,27,61,105.10	1,82,31,021.55	7,09,92,126.65	-	7,09,92,126.65
D	ANKUR TRUST	1,12,34,343.63	3,57,738.72	1,15,92,082.35	(22,01,789.00)	93,90,293.35
E	ARAVINDA TRUST	33,49,22,956.40	1,60,59,957.12	35,09,82,913.52	(3,62,15,085.18)	31,47,67,828.34
F	ARTISANA TRUST	4,77,70,237.53	95,55,981.18	5,73,26,218.71	89,00,525.34	6,62,26,744.05
G	AUROMICS TRUST	2,86,13,087.96	10,59,510.99	2,96,72,598.95	(4,16,885.90)	2,92,55,713.05
H	AUROMODE TRUST	2,24,43,108.01	(13,54,208.62)	2,10,88,899.39	7,71,968.00	2,18,60,867.39
I	AUORE TRUST	1,40,28,951.78	12,02,903.51	1,52,31,855.29	(2.00)	1,52,31,853.29
J	AUROSARIAN TRUST	68,85,867.66	(31,444.64)	68,54,423.02	(17,58,215.40)	50,96,207.62
K	AUROVILLE EXPORTS TRUST	(30,12,040.06)	33,49,850.32	3,37,810.26	4,71,517.77	8,09,328.03
L	DISCOVERY TRUST	17,31,361.61	(83,588.20)	16,47,773.41	5,21,442.17	21,69,215.58
M	FILAURE TRUST	37,23,288.02	(17,73,002.68)	19,50,285.34	-	19,50,285.34
N	INSIDE INDIA	99,12,081.63	20,00,015.98	1,19,12,097.61	11,32,076.00	1,30,44,173.61

Date: 10.08.2018
Place: Auroville

AS PER OUR REPORT OF EVEN DATE
For SANGARANARAYANANE & CO

Chartered Accountants
Firm Regn. No: 0133755



Mohan Verghese
Mohan Verghese Chumkath
(Secretary)

P.R. Srinivasamurthy
P.R. Srinivasamurthy
(Under Secretary)

S. Sangaranarayana

(S. SANGARANARAYANANE)
Partner
Membership No. 23375

AUROVILLE FOUNDATION
Auroville Foundation Bhavan
Auroville-605 101, Tamilnadu

YEAR ENDED 31.03.2018
Corpus / Capital Fund Account

SI No.	TRUSTS / ACTIVITIES	OPENING CAPITAL	SURPLUS/DEFICIT	TOTAL	ADD/(DEDUCT)	CLOSING CAPITAL
O	KALKI TRUST	33,85,034.70	24,464.81	34,09,499.51	(11,46,271.10)	22,63,228.41
P	KATTIDA KALAI TRUST	5,61,81,015.46	57,65,643.08	6,19,46,658.54	6,96,533.82	6,26,43,192.36
Q	MEREVILLE TRUST	1,22,75,520.54	8,84,269.37	1,31,59,789.91	(20,00,000.00)	1,11,59,789.91
R	NEW ENGINEERING TRUST	29,94,441.21	(2,18,876.55)	27,75,564.66	-	27,75,564.66
S	SWAGATAM TRUST	3,32,72,791.43	37,89,455.38	3,70,62,246.81	10,94,486.69	3,81,56,733.50
T	TOUJOURS MIEUX TRUST	2,98,21,895.36	26,35,518.63	3,24,57,413.99	20,00,000.00	3,44,57,413.99
U	ALL POUR TOUS TRUST	79,18,140.36	(7,05,651.60)	72,12,488.76	(59,029.00)	71,53,459.76
V	TEAM TRUST	6,45,92,124.91	87,51,079.66	7,33,43,204.57	(88,68,574.94)	6,44,74,629.63
W	GNP TRUST	36,42,939.22	1,96,229.88	38,39,169.10	0.00	38,39,169.10
	TOTAL	3,43,64,19,471.46	26,97,28,883.42	3,70,61,48,354.88	(22,06,27,733.56)	3,48,55,20,621.32

Date: 10.08.2018
Place: Auroville


P.R. Srinivasamurthy
(Under Secretary)

AS PER OUR REPORT OF EVEN DATE
For SANGARANARAYANANE & CO
Chartered Accountants
Firm Regn. No: 013375S



(S. SANGARANARAYANANE,
Partner
Membership No. 23375


Mohan Verghese Chumkath
(Secretary)

Sl.No.	Trusts and its Units	Activities
I	EDUCATION RESEARCH & HRD.,	
1	SAIHER 1.1 SAIHER Main 1.2 SAIHER Foreign Contribution A/c 1.3 SAIHER Social Service Research A/c 1.4 SAIHER Govt. of India Grant - In - Aid A/c	Education & HRD
2	Udavi School Trust	Education & HRD
3	New Era Secondary School Trust	Education & HRD
4	Palayam School Trust	Education & HRD
5	Auroville Child Development	Education & HRD
II	ENVIRONMENT RESEARCH & VILLAGE ACTION	
6	Auromitra Trust 6.1 Auromitra - Main 6.2 Palmyra 6.3 Environmental Monitoring Service 6.4 Pitchandikulam Forest Project 6.5 AV Botanical Services 6.6 Aranya 6.7 Atmasanga Environment Alliance	Environment & village Action
7	Auroville Village Action Trust 7.1 Auroville Village Action Group 7.2 Auroville Institute Of Applied Technology 7.3 Mohanam 7.4 Thamarai 7.5 Deepam 7.6 Sadhana Forest 7.7 Social Entrepreneurship Associates 7.8 Integral Rural Development	Environment & village Action
8	Sangamam Trust 8.1 Sangamam Model Village	Environment & village Action
III	SCIENCE & TECHNOLOGY RESEARCH	
9	Auroville Centre for Scientific Research Trust 9.1 CSR Main 9.2 Auroville Building Centre 9.3 Water & Sanitation 9.4 Social Research Centre 9.5 Auroville Design Consultancy	Science & Technology
10	Health & Healing Trust 10.1 Auroville Health Centre 10.2 Quiet Healing Centre 10.3 Adcerra 10.4 Auroville Dental Centre 10.5 Integral Health Service 10.6 Auroville Dental Laboratory 10.7 Auroville Health Service	Science & Technology
11	Matrimandir	Science & Technology

IV	AUROVILLE SERVICES / PROJECTS		
12		Auroville Services - Others	Auroville Projects & Services
	12.1	Solar Kitchen	
	12.2	Nandini	
	12.3	Upasana Design Studio - Projects	
		a. Tsunamika	
		b. Small Steps	
	12.4	Pavilion of Tibetan Culture	
13		Housing Development Services	Auroville Projects & Services
14		Auroville Foundation - Secretariat	Auroville Projects & Services
	14.1	Grant In Aid A/c	
	14.2	Secretary 's Office	
15		Auroville Projects	Auroville Projects & Services
	15.1	Administration	
	15.2	Auroville Projects	
16		Auroville Land Board	Environment & village Action
17		Auroville Service Trust	Auroville Projects & Services
	17.1	Auroville Electrical Service	
	17.2	ACUR Management	
	17.3	Auroville Telephone Service	
	17.4	Auroville Gas Service	
	17.5	Auroville Carpentry Service	
	17.6	Auroville Road Service	
	17.7	Mukti Accounting	
	17.8	Eco Service	
	17.9	Auroville Water Service	
	17.1	Visitor's Centre	
	17.11	Sidanta	
	17.12	PT Purchaseing Services	
	17.13	Auroville Design Services	
	17.14	Small Employees Welfare Administration	
	17.15	Auro Nirmatha	
	17.16	L'avenir D'Auroville	
	17.17	Auroville Art Service	
	17.18	Auroville Straw	
	17.19	Auroville Water Maintenance	
	17.20"	Auroville Architect Service	
	17.21	Visitors Centre Parking	
	17.22	Auroville Security Service	
	17.23	Service Trust - Main	
	17.24	Auro Orchard	
	17.25	Architec Service	
	17.26	Food Link	
	17.27	Pour Tous Distribution Centre	
	17.28	Auroville Vehicle Service	
18		Free Flow Trust	Auroville Projects & Services
	18.1	Free Flow - Main	
	18.2	Café Le Morgan	
	18.3	La Ferme Cheese	
	18.4	Naturellement	
	18.5	Coffee Ideas	
	18.6	Auroannam	

19	18.7	Aurospirul	Auroville Projects & Services	
	18.8	Le Gourmet de Bakery		
	18.9	Aurosoya		
	18.10"	Sciro Pizza		
	18.11	Farm Fresh		
	18.12	CATAMI		
	18.13	The Right Path Café		
	18.14	La Terrace - Auroville		
	18.15	Kofpu		
	18.16	New School Craft		
	Guest House Trust			
	19.1	Guest House - Trust-Main		
	19.2	Afsanah Guest House		
	19.3	Aspiration Guest House		
	19.4	Center Guest House		
	19.5	Joy Guest House		
	19.6	Gaia's Garden Guest House		
	19.7	New Creation Guest House		
	19.8	Samasti Guest House		
19.9	Sharanga Guest House			
19.10"	Verite Guest House			
19.11	Needam Guest House			
19.12	Bodkhang Guest House (Tibetan)			
19.13	Isai Ambalam Guest House			
19.14	Creativity Guest House			
19.15	Samarpanam Guest House			
19.16	Exploration Guest House			
19.17	Abundance Guest House			
19.18	Discovery Guest House			
19.19	Goodness Guest House			
19.20"	Reve Guest House			
20	Bharat Nivas Trust		Auroville Projects & Services	
	20.1	Bharat Nivas Trust Main		
	20.2	Bharat Nivas GOI		
	20.3	Atithi Griha Guest House		
	20.4	Swagatham Guest House		
21	Martuvam Healing Forest			
V	AUROVILLE FINANCE ACTIVITIES			
22	Auroville Maintenance		Finance Activities	
	22.1	Auroville Maintenance		
23	22.2	Auroville Forex - Foreign Exchange	Finance Activities	
	Auroville Unity Fund			
	23.1	Auroville Unity Fund Indian		
	23.2	Auroville Unity Fund Scientific Research		
	23.3	Auroville Unity Fund Social Science Research		
	23.4	Auroville Unity Fund Foreign Contribution		
23.5	Auroville Unity Fund GOI			
VI	AUROVILLE FURTHERANCE ACTIVITIES			
24	ABC Trust		Furtherance Activities	
	24.1	ABC - Main		
	24.2	Auroville Board of Commerce		
	24.3	Aladin		
	24.4	Auro Hi-tech		
	24.5	Auro Kriya		
	24.6	Auroville Transport Service		
	24.7	Avitra		
	24.8	Auro Cabs		

	24.9	Ganesh Bakery a. Ganesh Bakery b. Maha Transport Service	
	24.10	Happy Foods a. Happy Food Market b. Happy Food Restaurant	
	24.11	Information Service	
	24.12	Linea a. Linea b. Linea Dental	
	24.13	Mandala Pottery	
	24.14	Mia	
	24.15	Holistic	
	24.16	New creation Corner	
	24.17	Nymphea Creations	
	24.18	Plastic Seasongs	
	24.19	Roma's Kitchen	
	24.20	Sunshine Music	
	24.21	Tanto	
	24.22	Upasana Design studio	
	24.23	Janaki	
	24.24	Janaki Pondy	
	24.25	Prakrit	
	24.26	Square Dot	
	24.27	Well Studio Cafe	
	24.28	Vijayasri Consultancy	
	24.29	Sunrise Taxi	
25		ADPS Trust	Furtherance Activities
	25.1	ADPS Trust Main	
	25.2	Prisma	
	25.3	Auronet Connect a. Blue Light Browsing Centre b. Digital Insight	
	25.4	Cadd Studio a. Aqua Engineers	
	25.5	Auroville on Line Store	
	25.6	Mira Computers	
	25.7	Cynergy	
	25.8	Light Fish	
26		Altecs Trust	Furtherance Activities
	26.1	Altecs Main	
	26.2	Aurorachana	
	26.3	Penta Service	
	26.4	Sunlit Future	
27		Ankur Trust	Furtherance Activities
	27.1	Ankur Main	
	27.2	Lumiere	
	27.3	Shradhanjali	
28		Aravinda Trust	Furtherance Activities
	28.1	Maroma	
29		Artisana Trust	Furtherance Activities
	29.1	Artisana Trust Main	
	29.2	Auroline-1	
	29.3	Auroline-2	
	29.4	AV Paper	
	29.5	AV Printer	
	29.6	AV Press Publisher	
	29.7	AV Press	
	29.8	Ganesh Beads	
	29.9	Joy Post Card	
	29.10	La Maison	

	29.11	La Boutique D'Av , Pondicherry	
	29.12	Magica	
	29.13	Radiance	
	29.14	New Creation Fraternity Crafts	
	29.15	Mantra	
	29.16	The Colours of Nature	
	29.17	La Boutique D'Av , Information Centre	
	29.18	Pharmacy of Health Centre	
	29.19	Sound Wizard	
	29.20	Capability landscape	
	29.21	Papyrus	
	29.22	Flame	
	29.23	Auroville Food Activities	
	29.24	Pottery Sipapu	
	29.25	Conscious living	
	29.26	Artisan Revolution	
	29.27	Rangoli	
30		Auromics Trust	Furtherance Activities
	30.1	Auromics Trust Main Auromics Main - Sweater Division	
	30.2	Avision	
	30.3	Amano	
31		Auromode Trust	Furtherance Activities
	31.1	Auromode Trust	
	31.2	To be Two	
	31.3	Auro Mira	
32		Aurore Trust	Furtherance Activities
	32.2	Aurore Project & Services	
	32.3	Aurore Systems, Auroville	
	32.4	Aurore Systems, Pondicherry	
	32.5	Eutecne	
33		Aurosarjan Trust	Furtherance Activities
	33.1	Aurosarjan Trust Main	
	33.2	Gecko	
	33.3	Eco -Pro	
34		Auroville Exports Trust	Furtherance Activities
	34.1	Auroville Export Main	
	34.2	Imagination	
	34.3	Auroville Wind Systems	
	34.4	Well Papers	
	34.5	Eco Femme	
	34.6	Toy Carpentry "Bommaiyur"	
	34.7	Aqua dyn	
	34.8	Kallialaya Surf School	
35		Discovery Trust	Furtherance Activities
	35.1	Discovery	
	35.2	Discovery - Guest House	
	35.3	Deepam Candles	
	35.4	Auro Lakshmi Construction	
	35.5	Tree Care	
36		Filaure Trust	Furtherance Activities
	36.1	Filaure Trust	
	36.2	EV Future	
	36.3	Santosham	
37		Inside Trust	Furtherance Activities
	37.1	Inside India	
	37.2	Joy Living Learning	
	37.3	LEAD	

38	Kalki Trust 38.1 Kalki I , Mission Street , Pondicherry 38.2 Kalki II, Auroville	Furtherance Activities
39	Kattidakalai Trust 39.1 Auro Sunshine 39.2 AV Earth Institute & Earth Unit 39.3 Buildaur 39.4 Kattidakalai Trust - Main 39.5 Metamorphosis 39.6 New Dawn Carpentry 39.7 Omega 39.8 Path 39.9 Progress Landscape 39.10 Sagarmatha 39.11 Yatra Nova 39.12 Mahasaraswati Construction 39.13 Aurocreation Construction 39.14 Aurocreation Productions 39.15 Nala Builders 39.16 Auroville Activities 39.17 Auzolan 39.18 ISHTA 39.19 Painting Service 39.20 White Ant Studio 39.21 Pragati Constructions 39.22 Sumark Constructions 39.23 HERS 39.24 Akriti Constructions 39.25 MG Ecoduties 39.26 Arthena 39.27 Eternal 39.28 150 DPI 39.29 Agnijata 39.3 Athma Thirupthi 39.31 Aurosystemica 39.32 AV Accounting Service 39.33 AV Songs For Children 39.34 Bendi 39.35 Bindu's Educational Services 39.36 Brainfever 39.37 Candela 39.38 Centre De Soins Naturals 39.39 City Transport 39.4 Cocoon 39.41 Dec'or 39.42 Earthen 39.43 Flametree Web Software 39.44 Food Laboratory 39.45 Future Dreams 39.46 Gems House 39.47 Have Fund Pottery 39.48 Health Life Education 39.49 Inscapes 39.5 Kenji 39.51 Kisok 39.52 Matrigold 39.53 Natraj 39.54 Nature & Spirit 39.55 New Waves 39.56 Oasis Boutique 39.57 Oasis Mother Of Pearl 39.58 Oceans 39.59 OK Recycling Collection 39.6 Sabaki 39.61 Sanskrit Songs 39.62 Sebastian Cortes Photography 39.63 The Harmony Centre	Furtherance Activities

Sl.No.	Trusts and its Units	Activities
I	EDUCATION RESEARCH & HRD.,	
1	SAIHER 1.1 SAIHER Main 1.2 SAIHER Foreign Contribution A/c 1.3 SAIHER Social Service Research A/c 1.4 SAIHER Govt. of India Grant - In - Aid A/c	Education & HRD
2	Udavi School Trust	Education & HRD
3	New Era Secondary School Trust	Education & HRD
4	Palayam School Trust	Education & HRD
5	Auroville Child Development	Education & HRD
II	ENVIRONMENT RESEARCH & VILLAGE ACTION	
6	Auromitra Trust 6.1 Auromitra - Main 6.2 Palmyra 6.3 Environmental Monitoring Service 6.4 Pitchandikulam Forest Project 6.5 AV Botanical Services 6.6 Aranya 6.7 Atmasanga Environment Alliance	Environment & village Action
7	Auroville Village Action Trust 7.1 Auroville Village Action Group 7.2 Auroville Institute Of Applied Technology 7.3 Mohanam 7.4 Thamarai 7.5 Deepam 7.6 Sadhana Forest 7.7 Social Entrepreneurship Associates 7.8 Integral Rural Development	Environment & village Action
8	Sangamam Trust 8.1 Sangamam Model Village	Environment & village Action
III	SCIENCE & TECHNOLOGY RESEARCH	
9	Auroville Centre for Scientific Research Trust 9.1 CSR Main 9.2 Auroville Building Centre 9.3 Water & Sanitation 9.4 Social Research Centre 9.5 Auroville Design Consultancy	Science & Technology
10	Health & Healing Trust 10.1 Auroville Health Centre 10.2 Quiet Healing Centre 10.3 Adcerra 10.4 Auroville Dental Centre 10.5 Integral Health Service 10.6 Auroville Dental Laboratory 10.7 Auroville Health Service	Science & Technology
11	Matrimandir	Science & Technology

44		For All Pourtous Trust	Furtherance Activities
	44.1	Varuna AVE	
	44.2	Mitra	
45		Team Trust	Furtherance Activities
	45.1	Auroville Energy Products	
	45.2	Glimpse	
	45.3	Miniature	
	45.4	Mira Boutique	
	45.5	Earth & Us	
	45.6	Auro Small Sacle Activities	
46		GNP Trust	Furtherance Activities
	46.1	Naturally Auroville	
	46.2	Papui & Somethingelse	

Separate Audit Report of the Comptroller & Auditor General of India on the Accounts of Auroville Foundation, Auroville for the year ended 31st March 2018

We have audited the attached Balance Sheet of Auroville Foundation, Auroville as on 31st March 2018, Income & Expenditure Account and Receipts and Payments Account for the year ended on that date under section 19(2) of the Comptroller & Auditor General's (Duties, Powers & Conditions of Service) Act, 1971 and Section 26(2) of the Auroville Foundation Act, 1988. These financial statements include the accounts of 36 out of 46 Trusts of Auroville Foundation. These financial statements are the responsibility of the Foundation's Management. Our responsibility is to express an opinion on these financial statements based on our audit.

2. This Separate Audit Report contains the comments of the Comptroller & Auditor General of India (CAG) on the accounting treatment only with regard to classification, conformity with the best accounting practices, accounting standards, disclosure norms, etc. Audit observations on financial transactions with regard to compliance with the Law, Rules & Regulations (Propriety and Regularity) and efficiency-cum performance aspects, etc., if any, are reported through Inspection Report/ CAG's Audit Reports separately.

3. We have conducted our audit in accordance with auditing standards generally accepted in India. These standards require that we plan and perform the audit to obtain reasonable assurance about whether the financial statements are free from material mis-statements. An audit includes examining, on a test basis, evidences supporting the amounts and disclosure in the financial statement. An audit also includes assessing the accounting principles used and significant estimates made by management, as well as evaluating the overall presentation of financial statements. We believe that our audit provides a reasonable basis for our opinion.

4. Based on our audit, we report that:

- i We have obtained all the information and explanations, which to the best of our knowledge and belief were necessary for the purpose of our audit.
- ii The Balance Sheet, Income & Expenditure Account and Receipts and Payments Account dealt with by this report have been drawn up in the format approved by the Ministry of Human Resource Development except that with regard to audit comments included in Paras A(2)(3),(5) and C (2) of this report.
- iii In our opinion, proper books of accounts and other relevant records have been maintained by the Auroville Foundation, Auroville as required under Section 26 (1) of Auroville Foundation Act 1988 in so far as it appears from our examination of such books.
- iv We further report that:

A. Balance Sheet

Liabilities

1. Operation of 'Capital Reserve' instead of Capital Fund

(i) In the case of Bharat Nivas Trust GoI, entire closing balance of Capital Fund for the year 2016-17 had been transferred to Capital Reserve in the accounts of 2017-18 and further transactions of 2017-18 which should have formed part of 'Capital Fund' had been accounted in the 'Capital Reserve' resulting in overstatement of Capital Reserve and understatement of Capital Fund by ₹ 2.81 crore.

(ii) As regards the accounts of the Foundation's Secretariat, Capital grants spent for purchase of capital Assets were shown as addition to 'Capital Reserve' instead of Capital Fund.

2. Value of Fixed Assets created out of Earmarked Fund not shown as addition to Capital Fund as well as incorrect deduction of depreciation from Earmarked Fund.

In contravention to the MHRD format of accounts value of assets created out of Earmarked Fund, was not added to Capital Fund and Fixed Assets schedule. Further, value of depreciation due to change in method of depreciation was also shown as deduction from earmarked fund in the following Trusts:

(i) **GoI grants Accounts of SAIER Trust:** Value of assets created out of earmarked funds ₹ 4.27 crore was not shown as addition to capital fund leading to understatement of Capital Fund and Fixed Assets. Further, value of depreciation on the assets ₹ 4.62 crore (including additional depreciation due to change over from SLM to WDV) was incorrectly reduced from earmarked fund leading to understatement of earmarked fund to the above extent.

(ii) **Unit IRD-SLI of Sangamam Trust:** Value of capital assets ₹ 12,62,848 (gross block) was not added to capital fund leading to understatement of Capital fund to that extent. Further, depreciation of ₹ 1.63 lakh was incorrectly reduced from earmarked fund.

3 Capital Grants routed through Income & Expenditure account.

As per the MHRD format capital grants to the extent utilised are to be added to capital fund and the unspent balance has to be accounted under current liabilities. Instead Capital Grants were accounted as Income in Income & Expenditure account and the resultant 'Surplus' arising out of Income & Expenditure was carried forward and added to Capital Fund instead of accounting the unutilised capital Grants under current liabilities.

This incorrect method had resulted in overstatement of Income and surplus in the Income & Expenditure and understatement of current liabilities and overstatement of capital funds in respect of the following Trust/Units:-

(i) **Housing Development Trust:** Capital Grants of ₹ 2.56 crore accounted as Income in the Income & Expenditure resulted in overstatement of Income and overstatement of surplus in the Income & Expenditure. Unspent balance out of the above Capital Grants which worked out to ₹ 32.58 lakh was not accounted as current liabilities.

(ii) **New Era Secondary School Trust:** ₹ 29.74 lakh of capital grants was routed through Income & Expenditure resulting in understatement of capital fund by ₹ 29.29 lakh (to the extent utilised for capital purpose) and understatement of current liabilities of ₹ 44,930 (to the extent of unspent grants) beside overstatement of Income of ₹ 29.74 lakh in the Income & Expenditure (to the extent of entire capital grant accounted in Income & Expenditure).

4 Under statement of current year expenditure (Audit fees) and understatement of current Liabilities (2017-18) by ₹. 57,000.[Sangamam Trust (IRD- SLI)] and ₹ 28,750 (Bharat Nivas Trust-Gol)

Audit fees of ₹ 57,000 by Sangamam Trust and ₹ 28,750 and by Bharat Nivas payable for 2017-18 was outstanding as on 31.3.2018.

Omission to create provision had resulted in understated of current year expenditure (Audit fees) and understatement of current Liabilities for 2017-18 by ₹85,750.

Audit fees of ₹ 9,010 disclosed under Schedule 24: Administrative expenses (2017-18) in respect Bharat Nivas Trust relates to the period 2016-17 and as such should be disclosed as Prior Period Expenditure.

5 Provision for retirement benefits not created on actuarial valuation basis.

Provision for retirement benefits have not been created in the accounts of Auroville Foundation on actuarial valuation basis as envisaged in Accounting Standards 15 and MHRD format of accounts.

Assets

6 Discrepancy in the Closing Stock (work in progress) between the figure accounted in Balance Sheet and as per the Income and Expenditure A/c. – ₹ 94,55,498.

As per Annual Accounts of Maroma – India (Aravinda Trust) difference between the figures accounted as per Schedule 21 of Income and Expenditure A/c. and as per Schedule 11 (Current Assets, Loans and Advances), in respect of closing stock – WIP is brought to notice for reconciliation.

Closing Stock	Schedule 21 (I & E)	Schedule 11 (B/S)	Difference
Raw Materials	7,18,96,441.76	7,18,96,441.76	--
Finished Goods	79,78,516.82	79,78,516.82	--
Work in-Progress	2,42,71,132.22	1,48,15,634.22	94,55,498

7 Value of CWIP incorrectly included under tangible assets.

An amount of ₹ 3,18,07,249 has been incorrectly accounted under tangible assets instead of ‘Capital work in progress’ in the accounts of SAIER Govt. of India Grant account.

8 Understatement of value of Assets due to omission of GST component ₹ 86,282.

GST component was not included in the cost of Fixed Assets purchased by ‘Merville Trust’ and ‘ToujoursMieux Trust’ resulting in understatement of value of fixed assets by ₹ 86,282.

B. Receipts & Payments Account

1 Grant receivable incorrectly accounted as actually received in the Receipts & Payments.

Grants sanctioned as on 31.03.2018 and credited on 03.04.2018 of ₹ 2,45,92,000 was incorrectly accounted as ‘Receipts’ in the Receipts & Payments resulting in overstatement of Receipts and overstatement of closing balance.

2 Difference between the figures accounted in schedule 11 and Receipts & Payments in respect of closing bank balances – not reconciled.

Difference between the figures accounted in schedule 11 and closing bank balance of Receipts & Payments were not reconciled.

Particulars	Balance Sheet (Schedule 11)	Receipts and Payments A/c. Closing Balance of Bank	Difference
SBI A/c. AV A/c.	3,74,702.14	18,89,702.14	15,15,000
Canara Bank A/c.	15,00,828.64	17,77,828.64	2,77,000

3 Non-Cash transactions accounted in the Receipts and Payments A/c.

(i) [2017-18s –**Bharat Nivas Trust** -Units:1) Bharat Nivas Trust, 2) Bharat Nivas Trust-GOI, 3) AthithiGriha Guest House and 4) Swagatham guest House

ii) Unit: Housing Development -**Trust: Housing Development**

iii) Auroville Land Board

iv) Auroville Unit Fund – Foreign Contribution Account and Indian Contribution Account.

v) Auroville Maintenance Fund.

It was seen from the Receipts and payments A/c. for the F.Y. 2017-18 of aforesaid units that Non-cash transactions such as Sundry Debtors, Loans and Advances, Outstanding Liabilities, Provisions and Sundry Creditors and interest accrued with TDS receivable are accounted both in the Receipts side and Payments side. This is not in conformity with the prescribed format of Receipts & Payments.

4 Discrepancy in depiction of balances in Auroville energy Products (Team Trust) -₹9,697.70

On a scrutiny of the Receipts and Payments account of Auroville Energy Products for the year 2017-18, it was noticed that the Bank balance (HDFC A/c-0407256000185) was shown as ₹ 2,18,792.53.

However an amount of ₹ 2,09,094.83 was adopted as opening balance as on 01.04.2017 thus resulting in a difference of ₹ 9,697.70.

C. General

1 Diversion of MHRD's Grants Auroville Foundation – Secretariat –GOI A/C.

As seen from the Auditor's Report annexed to the Annual Accounts, the following grants were diverted to a different purpose other than the specified ones

Grants disbursed to	Purpose	A m o u n t Disbursed	Utilized for	Amount
Bharat Nivas Trust	Revenue grant	35,00,000	Capital Assets	5,08,955
Working Committee	Revenue grant	43,02,000	Capital Assets	9,25,354
Auroville Foundation	General grant		Capital Assets	28,49,104.36
Auroville Foundation	Golden Jubilee celebration	10,00,00,000	General expenses	80,07,206.56

This is not in conformity with the MHRD Sanction order which stipulates that the Foundations shall not divert the grant for any purpose other than the one for which it has been sanctioned.

2 Depreciation calculated on Written Down Value method instead of Straight Line Method- which is in contravention to MHRD format.

In the Accounts of various Units and Trust of the Foundation, depreciation was calculated as per SLM as stipulated in MHRD format for the year 2016-17. However, as per the decision of FAMC of the foundation, method of calculating depreciation was switched over from SLM to WDV for the year 2017-18, which is in contravention to MHRD format. Effects of the incorrect switchover are as follows:-

(i) Deficit arising out of changes in depreciation method was not routed through Income & Expenditure. It was directly credited/debited to capital fund. This resulted in understatement of deficit by ₹ 26.39 crore.

(ii) Excess depreciation was claimed which resulted in understatement of Fixed Assets ₹ 6.39 crore.

(iii) Short depreciation was claimed which resulted in overstatement of Fixed Assets ₹ 8.67 lakh.

3 Prior period expenditure not exhibited separately in the Income & Expenditure Accounts.

Prior period payments towards contributions and donations pertaining to the year 2015-16 (₹ 3,05,094) and 2016-17 (₹ 24,69,183) were not segregated from the current year payments and exhibited separately in the Income & Expenditure account leading to overstatement of current year's expenditure in the account of Unit Maroma India – under Aravinda Trust.

4 Debtors and creditors not reconciled.

Figures accounted as per list of sundry debtors in unit was not reconciled with the list of sundry creditors in the corresponding units, as mentioned below which is brought to notice for reconciliation.

Name of the Unit and Sundry debtors as per the Accounts of the units	Name of the Unit in which corresponding Sundry creditors.	Difference
Ankur Trust main A/c Lumiere - ₹ 25,13,687 Shradhanjali - ₹ 68,61,057	Lumiere - Nil Shradhanjali - Nil	₹ 93,74,744
GNP Trust - ₹ 71,415	Artisana Trust - ₹ 51,909	₹ 19,505
Artisana –Joy post card unit - ₹ 40,306	Artisana- Laboutique D'AV- ₹ 2,49,120	₹ 15,386

5 Inadequacy in Internal Control Mechanism.

During the conduct of Certification Audit of the accounts of Auroville Foundation, the following points are observed:-

- Details in respect of bank accounts (Annexure B) and investments (Annexure C) were not furnished by some of the Trusts/units.
- Cash in hand certificate was not produced by some of the Trusts/units.
- Confirmation of Balances relating to the Sundry Debtors, Closing Stock, Loans and Advances and other Deposits was not furnished by some of the Trusts/Units.
- Financial Statement of Unit Ganesh Beads under Artisana Trust and Unit Imagination under Auroville Export Trust were not prepared and included in the consolidated accounts of the respective Trusts.
- Consolidated Receipts and Payments statement was not prepared by the following trusts:- Artisana Trust, GNP Trust, Team Trust, All Pour Tous Trust, Auroville Unit Fund, Swagatham Trust, Discovery Trust.
- The following individual units have not prepared Receipts and Payments statement:- Maroma - India and LLC-USA under Aravinda Trust, Auromics, Avision, Aorand units under Aromics Trust.

D Grants in aid

Out of the grants-in-aid of ₹ 32.87 crore received during the year and unspent balance of ₹ 0.14 crore and Miscellaneous Income of ₹ 0.25 crore (total ₹.33.26 crore), the authority utilised a sum of ₹. 24.67 crore, leaving a balance of ₹ 8.59 crore as on 31st March 2018

v Subject to our observations in the preceding paragraphs, we report that the Balance Sheet, Income & Expenditure Account and Receipts and Payments Account dealt with by this report is in agreement with the books of accounts.

vi In our opinion and to the best of our information and according to the explanations given to us, the said financial statements read together with the Accounting Policies and Notes on Accounts, and subject to the significant matters stated above and other matters mentioned in Annexure to this Audit Report, give a true and fair view in conformity with accounting principles generally accepted in India.

a) In so far as it relates to the Balance Sheet, of the state of affairs of Auroville Foundation, Auroville as at 31 March 2018; and

b) In so far as it relates to Income & Expenditure Account of the surplus for the year ended on that date.

For and on behalf of the C&AG of India



Principal Director of Audit (Central),
Chennai

Place: Chennai

Date: .11.2018

Annexure

1. Adequacy of Internal Audit System.

Internal Audit was not conducted for the year 2017-18

2. Adequacy of Internal Control System:

Internal control system was inadequate as there was no internal audit system and in view of the Audit comments included in the main report.

3. System of Physical verification of fixed assets.

Physical verification of fixed assets for the year 2017-18 was done for the assets held by Auroville Foundation Secretariat only. Physical verification of fixed assets held by various other trusts/ units of the Foundation was not done.

4. System of Physical Verification of Inventory.

Physical verification of inventory was not done for the year 2017-18.

5. Regularity in payment of statutory dues.

The Foundation is regular in payment of statutory dues.



Deputy Director/ CE